

# DeepSeek-V2: A Strong, Economical, and Efficient Mixture-of-Experts Language Model

DeepSeek-AI

research@deepseek.com

## Abstract

We present DeepSeek-V2, a strong Mixture-of-Experts (MoE) language model characterized by economical training and efficient inference. It comprises 236B total parameters, of which 21B are activated for each token, and supports a context length of 128K tokens. DeepSeek-V2 adopts innovative architectures including Multi-head Latent Attention (MLA) and DeepSeekMoE. MLA guarantees efficient inference through significantly compressing the Key-Value (KV) cache into a latent vector, while DeepSeekMoE enables training strong models at an economical cost through sparse computation. Compared with DeepSeek 67B, DeepSeek-V2 achieves significantly stronger performance, and meanwhile saves 42.5% of training costs, reduces the KV cache by 93.3%, and boosts the maximum generation throughput to 5.76 times. We pretrain DeepSeek-V2 on a high-quality and multi-source corpus consisting of 8.1T tokens, and further perform Supervised Fine-Tuning (SFT) and Reinforcement Learning (RL) to fully unlock its potential. Evaluation results show that, even with only 21B activated parameters, DeepSeek-V2 and its chat versions still achieve top-tier performance among open-source models. The model checkpoints are available at <https://github.com/deepseek-ai/DeepSeek-V2>.

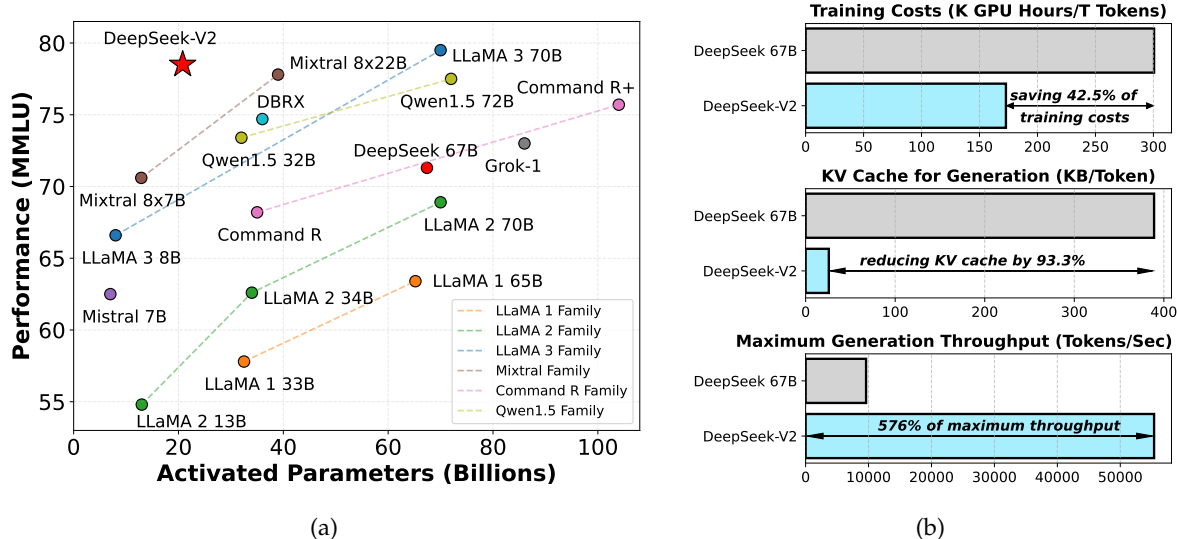


Figure 1 | (a) MMLU accuracy vs. activated parameters, among different open-source models. (b) Training costs and inference efficiency of DeepSeek 67B (Dense) and DeepSeek-V2.

# Contents

<b>1</b>	<b>Introduction</b>	<b>4</b>
<b>2</b>	<b>Architecture</b>	<b>6</b>
2.1	Multi-Head Latent Attention: Boosting Inference Efficiency . . . . .	6
2.1.1	Preliminaries: Standard Multi-Head Attention . . . . .	6
2.1.2	Low-Rank Key-Value Joint Compression . . . . .	7
2.1.3	Decoupled Rotary Position Embedding . . . . .	8
2.1.4	Comparison of Key-Value Cache . . . . .	8
2.2	DeepSeekMoE: Training Strong Models at Economical Costs . . . . .	9
2.2.1	Basic Architecture . . . . .	9
2.2.2	Device-Limited Routing . . . . .	9
2.2.3	Auxiliary Loss for Load Balance . . . . .	10
2.2.4	Token-Dropping Strategy . . . . .	11
<b>3</b>	<b>Pre-Training</b>	<b>11</b>
3.1	Experimental Setups . . . . .	11
3.1.1	Data Construction . . . . .	11
3.1.2	Hyper-Parameters . . . . .	12
3.1.3	Infrastructures . . . . .	12
3.1.4	Long Context Extension . . . . .	13
3.2	Evaluations . . . . .	13
3.2.1	Evaluation Benchmarks . . . . .	13
3.2.2	Evaluation Results . . . . .	14
3.2.3	Training and Inference Efficiency . . . . .	16
<b>4</b>	<b>Alignment</b>	<b>16</b>
4.1	Supervised Fine-Tuning . . . . .	16
4.2	Reinforcement Learning . . . . .	17
4.3	Evaluation Results . . . . .	18
4.4	Discussion . . . . .	20
<b>5</b>	<b>Conclusion, Limitation, and Future Work</b>	<b>21</b>
<b>A</b>	<b>Contributions and Acknowledgments</b>	<b>27</b>
<b>B</b>	<b>DeepSeek-V2-Lite: A 16B Model Equipped with MLA and DeepSeekMoE</b>	<b>29</b>

B.1	Model Description . . . . .	29
B.2	Performance Evaluation . . . . .	30
<b>C</b>	<b>Full Formulas of MLA</b>	<b>31</b>
<b>D</b>	<b>Ablation of Attention Mechanisms</b>	<b>31</b>
D.1	Ablation of MHA, GQA, and MQA . . . . .	31
D.2	Comparison Between MLA and MHA . . . . .	31
<b>E</b>	<b>Discussion About Pre-Training Data Debiasing</b>	<b>32</b>
<b>F</b>	<b>Additional Evaluations on Math and Code</b>	<b>33</b>
<b>G</b>	<b>Evaluation Formats</b>	<b>34</b>

## 1. Introduction

In the past few years, Large Language Models (LLMs) (Anthropic, 2023; Google, 2023; OpenAI, 2022, 2023) have undergone rapid development, offering a glimpse into the dawn of Artificial General Intelligence (AGI). In general, the intelligence of an LLM tends to improve as the number of parameters increases, allowing it to exhibit emergent capabilities across various tasks (Wei et al., 2022). However, the improvement comes at the cost of larger computing resources for training and a potential decrease in inference throughput. These constraints present significant challenges that impede the widespread adoption and utilization of LLMs. In order to tackle this problem, we introduce DeepSeek-V2, a strong open-source Mixture-of-Experts (MoE) language model, characterized by economical training and efficient inference through an innovative Transformer architecture. It is equipped with a total of 236B parameters, of which 21B are activated for each token, and supports a context length of 128K tokens.

We optimize the attention modules and Feed-Forward Networks (FFNs) within the Transformer framework (Vaswani et al., 2017) with our proposed **Multi-head Latent Attention (MLA)** and **DeepSeekMoE**. (1) In the context of attention mechanisms, the Key-Value (KV) cache of the Multi-Head Attention (MHA) (Vaswani et al., 2017) poses a significant obstacle to the inference efficiency of LLMs. Various approaches have been explored to address this issue, including Grouped-Query Attention (GQA) (Ainslie et al., 2023) and Multi-Query Attention (MQA) (Shazeer, 2019). However, these methods often compromise performance in their attempt to reduce the KV cache. In order to achieve the best of both worlds, we introduce MLA, an attention mechanism equipped with low-rank key-value joint compression. Empirically, MLA achieves superior performance compared with MHA, and meanwhile significantly reduces the KV cache during inference, thus boosting the inference efficiency. (2) For Feed-Forward Networks (FFNs), we follow the DeepSeekMoE architecture (Dai et al., 2024), which adopts fine-grained expert segmentation and shared expert isolation for higher potential in expert specialization. The DeepSeekMoE architecture demonstrates great advantages compared with conventional MoE architectures like GShard (Lepikhin et al., 2021), enabling us to train strong models at an economical cost. As we employ expert parallelism during training, we also devise supplementary mechanisms to control communication overheads and ensure load balance. By combining these two techniques, DeepSeek-V2 features strong performance (Figure 1(a)), economical training costs, and efficient inference throughput (Figure 1(b)), simultaneously.

We construct a high-quality and multi-source pre-training corpus consisting of 8.1T tokens. Compared with the corpus used in DeepSeek 67B (our previous release) (DeepSeek-AI, 2024), this corpus features an extended amount of data, especially Chinese data, and higher data quality. We first pretrain DeepSeek-V2 on the full pre-training corpus. Then, we collect 1.5M conversational sessions, which encompass various domains such as math, code, writing, reasoning, safety, and more, to perform Supervised Fine-Tuning (SFT) for DeepSeek-V2 Chat (SFT). Finally, we follow DeepSeekMath (Shao et al., 2024) to employ Group Relative Policy Optimization (GRPO) to further align the model with human preference and produce DeepSeek-V2 Chat (RL).

We evaluate DeepSeek-V2 on a wide range of benchmarks in English and Chinese, and compare it with representative open-source models. Evaluation results show that even with only 21B activated parameters, DeepSeek-V2 still achieves top-tier performance among open-source models and becomes the strongest open-source MoE language model. Figure 1(a) highlights that, on MMLU, DeepSeek-V2 achieves top-ranking performance with only a small number of activated parameters. In addition, as shown in Figure 1(b), compared with DeepSeek 67B, DeepSeek-V2 saves 42.5% of training costs, reduces the KV cache by 93.3%, and boosts the maximum generation throughput to 5.76 times. We also evaluate DeepSeek-V2 Chat (SFT) and

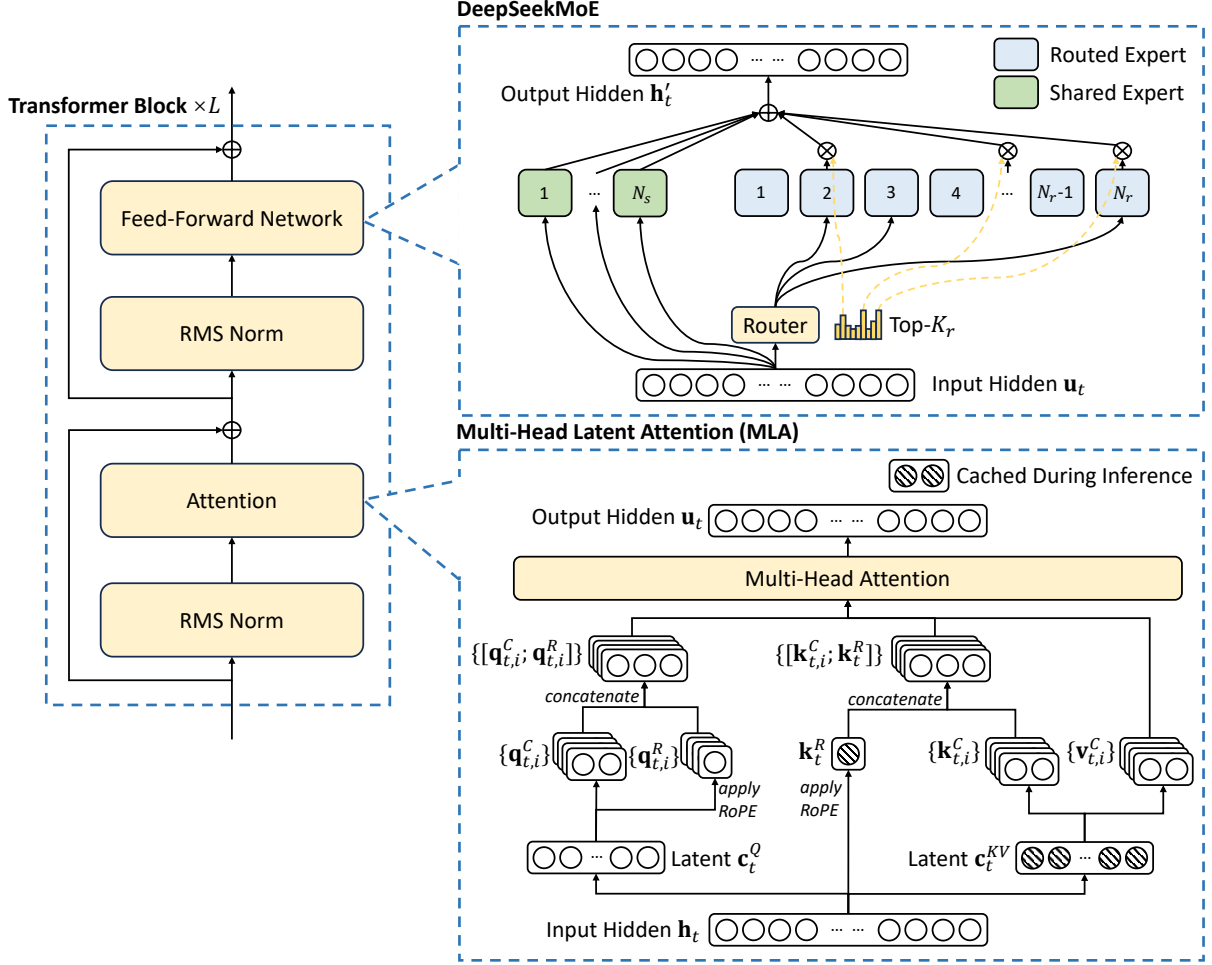


Figure 2 | Illustration of the architecture of DeepSeek-V2. MLA ensures efficient inference by significantly reducing the KV cache for generation, and DeepSeekMoE enables training strong models at an economical cost through the sparse architecture.

DeepSeek-V2 Chat (RL) on open-ended benchmarks. Notably, DeepSeek-V2 Chat (RL) achieves 38.9 length-controlled win rate on AlpacaEval 2.0 (Dubois et al., 2024), 8.97 overall score on MT-Bench (Zheng et al., 2023), and 7.91 overall score on AlignBench (Liu et al., 2023). The English open-ended conversation evaluations demonstrate that DeepSeek-V2 Chat (RL) has top-tier performance among open-source chat models. In addition, the evaluation on AlignBench indicates that in Chinese, DeepSeek-V2 Chat (RL) outperforms all of open-source models, and even beats most of closed-source models.

In order to facilitate further research and development on MLA and DeepSeekMoE, we also release DeepSeek-V2-Lite, a smaller model equipped with MLA and DeepSeekMoE, for the open-source community. It has a total of 15.7B parameters, where 2.4B are activated for each token. Detailed descriptions about DeepSeek-V2-Lite can be found in Appendix B.

In the rest of this paper, we first provide a detailed description of the model architecture of DeepSeek-V2 (Section 2). Subsequently, we introduce our pre-training endeavors, including the training data construction, hyper-parameter settings, infrastructures, long context extension, and the evaluation of model performance and efficiency (Section 3). Following this, we demonstrate our efforts in alignment, encompassing Supervised Fine-Tuning (SFT), Reinforcement

Learning (RL), the evaluation results, and other discussion (Section 4). Finally, we summarize the conclusion, deliberate on the current limitations of DeepSeek-V2, and outline our future work (Section 5).

## 2. Architecture

By and large, DeepSeek-V2 is still in the Transformer architecture (Vaswani et al., 2017), where each Transformer block consists of an attention module and a Feed-Forward Network (FFN). However, for both the attention module and the FFN, we design and employ innovative architectures. For attention, we design MLA, which utilizes low-rank key-value joint compression to eliminate the bottleneck of inference-time key-value cache, thus supporting efficient inference. For FFNs, we adopt the DeepSeekMoE architecture (Dai et al., 2024), a high-performance MoE architecture that enables training strong models at an economical cost. An illustration of the architecture of DeepSeek-V2 is presented in Figure 2, and we will introduce the details of MLA and DeepSeekMoE in this section. For other tiny details (e.g., layer normalization and the activation function in FFNs), unless specifically stated, DeepSeek-V2 follows the settings of DeepSeek 67B (DeepSeek-AI, 2024).

### 2.1. Multi-Head Latent Attention: Boosting Inference Efficiency

Conventional Transformer models usually adopts Multi-Head Attention (MHA) (Vaswani et al., 2017), but during generation, its heavy Key-Value (KV) cache will become the bottleneck that limit the inference efficiency. In order to reduce the KV cache, Multi-Query Attention (MQA) (Shazeer, 2019) and Grouped-Query Attention (GQA) (Ainslie et al., 2023) are proposed. They require a smaller magnitude of KV cache, but their performance does not match MHA (we provide the ablation of MHA, GQA and MQA in Appendix D.1).

For DeepSeek-V2, we design an innovative attention mechanism called Multi-head Latent Attention (MLA). Equipped with low-rank key-value joint compression, MLA achieves better performance than MHA, but requires a significantly smaller amount of KV cache. We introduce its architecture in the following, and also provide a comparison between MLA and MHA in Appendix D.2.

#### 2.1.1. Preliminaries: Standard Multi-Head Attention

We first introduce the standard MHA mechanism as background. Let  $d$  be the embedding dimension,  $n_h$  be the number of attention heads,  $d_h$  be the dimension per head, and  $\mathbf{h}_t \in \mathbb{R}^d$  be the attention input of the  $t$ -th token at an attention layer. Standard MHA first produces  $\mathbf{q}_t, \mathbf{k}_t, \mathbf{v}_t \in \mathbb{R}^{d_h n_h}$  through three matrices  $W^Q, W^K, W^V \in \mathbb{R}^{d_h n_h \times d}$ , respectively:

$$\mathbf{q}_t = W^Q \mathbf{h}_t, \tag{1}$$

$$\mathbf{k}_t = W^K \mathbf{h}_t, \tag{2}$$

$$\mathbf{v}_t = W^V \mathbf{h}_t, \tag{3}$$

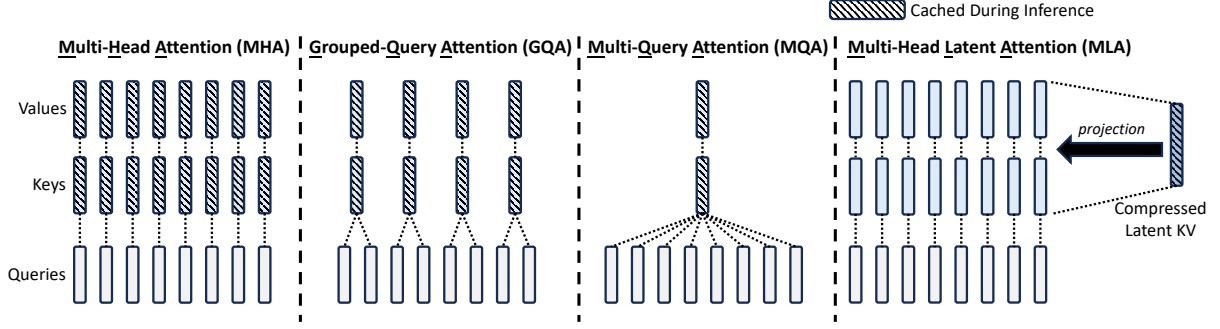


Figure 3 | Simplified illustration of Multi-Head Attention (MHA), Grouped-Query Attention (GQA), Multi-Query Attention (MQA), and Multi-head Latent Attention (MLA). Through jointly compressing the keys and values into a latent vector, MLA significantly reduces the KV cache during inference.

Then,  $\mathbf{q}_t, \mathbf{k}_t, \mathbf{v}_t$  will be sliced into  $n_h$  heads for the multi-head attention computation:

$$[\mathbf{q}_{t,1}; \mathbf{q}_{t,2}; \dots; \mathbf{q}_{t,n_h}] = \mathbf{q}_t, \quad (4)$$

$$[\mathbf{k}_{t,1}; \mathbf{k}_{t,2}; \dots; \mathbf{k}_{t,n_h}] = \mathbf{k}_t, \quad (5)$$

$$[\mathbf{v}_{t,1}; \mathbf{v}_{t,2}; \dots; \mathbf{v}_{t,n_h}] = \mathbf{v}_t, \quad (6)$$

$$\mathbf{o}_{t,i} = \sum_{j=1}^t \text{Softmax}_j \left( \frac{\mathbf{q}_{t,i}^T \mathbf{k}_{j,i}}{\sqrt{d_h}} \right) \mathbf{v}_{j,i}, \quad (7)$$

$$\mathbf{u}_t = W^O [\mathbf{o}_{t,1}; \mathbf{o}_{t,2}; \dots; \mathbf{o}_{t,n_h}], \quad (8)$$

where  $\mathbf{q}_{t,i}, \mathbf{k}_{t,i}, \mathbf{v}_{t,i} \in \mathbb{R}^{d_h}$  denote the query, key, and value of the  $i$ -th attention head, respectively;  $W^O \in \mathbb{R}^{d \times d_h n_h}$  denotes the output projection matrix. During inference, all keys and values need to be cached to accelerate inference, so MHA needs to cache  $2n_h d_h l$  elements for each token. In model deployment, this heavy KV cache is a large bottleneck that limits the maximum batch size and sequence length.

### 2.1.2. Low-Rank Key-Value Joint Compression

The core of MLA is the low-rank joint compression for keys and values to reduce KV cache:

$$\mathbf{c}_t^{KV} = W^{DKV} \mathbf{h}_t, \quad (9)$$

$$\mathbf{k}_t^C = W^{UK} \mathbf{c}_t^{KV}, \quad (10)$$

$$\mathbf{v}_t^C = W^{UV} \mathbf{c}_t^{KV}, \quad (11)$$

where  $\mathbf{c}_t^{KV} \in \mathbb{R}^{d_c}$  is the compressed latent vector for keys and values;  $d_c (\ll d_h n_h)$  denotes the KV compression dimension;  $W^{DKV} \in \mathbb{R}^{d_c \times d}$  is the down-projection matrix; and  $W^{UK}, W^{UV} \in \mathbb{R}^{d_h n_h \times d_c}$  are the up-projection matrices for keys and values, respectively. During inference, MLA only needs to cache  $\mathbf{c}_t^{KV}$ , so its KV cache has only  $d_c l$  elements, where  $l$  denotes the number of layers. In addition, during inference, since  $W^{UK}$  can be absorbed into  $W^Q$ , and  $W^{UV}$  can be absorbed into  $W^O$ , we even do not need to compute keys and values out for attention. Figure 3 intuitively illustrates how the KV joint compression in MLA reduces the KV cache.

Moreover, in order to reduce the activation memory during training, we also perform

low-rank compression for the queries, even if it cannot reduce the KV cache:

$$\mathbf{c}_t^Q = W^{DQ}\mathbf{h}_t, \quad (12)$$

$$\mathbf{q}_t^C = W^{UQ}\mathbf{c}_t^Q, \quad (13)$$

where  $\mathbf{c}_t^Q \in \mathbb{R}^{d'_c}$  is the compressed latent vector for queries;  $d'_c (\ll d_h n_h)$  denotes the query compression dimension; and  $W^{DQ} \in \mathbb{R}^{d'_c \times d}$ ,  $W^{UQ} \in \mathbb{R}^{d_h n_h \times d'_c}$  are the down-projection and up-projection matrices for queries, respectively.

### 2.1.3. Decoupled Rotary Position Embedding

Following DeepSeek 67B (DeepSeek-AI, 2024), we intend to use the Rotary Position Embedding (RoPE) (Su et al., 2024) for DeepSeek-V2. However, RoPE is incompatible with low-rank KV compression. To be specific, RoPE is position-sensitive for both keys and queries. If we apply RoPE for the keys  $\mathbf{k}_t^C$ ,  $W^{UK}$  in Equation 10 will be coupled with a position-sensitive RoPE matrix. In this way,  $W^{UK}$  cannot be absorbed into  $W^Q$  any more during inference, since a RoPE matrix related to the currently generating token will lie between  $W^Q$  and  $W^{UK}$  and matrix multiplication does not obey a commutative law. As a result, we must recompute the keys for all the prefix tokens during inference, which will significantly hinder the inference efficiency.

As a solution, we propose the decoupled RoPE strategy that uses additional multi-head queries  $\mathbf{q}_{t,i}^R \in \mathbb{R}^{d_h^R}$  and a shared key  $\mathbf{k}_t^R \in \mathbb{R}^{d_h^R}$  to carry RoPE, where  $d_h^R$  denotes the per-head dimension of the decoupled queries and key. Equipped with the decoupled RoPE strategy, MLA performs the following computation:

$$[\mathbf{q}_{t,1}^R; \mathbf{q}_{t,2}^R; \dots; \mathbf{q}_{t,n_h}^R] = \mathbf{q}_t^R = \text{RoPE}(W^{QR}\mathbf{c}_t^Q), \quad (14)$$

$$\mathbf{k}_t^R = \text{RoPE}(W^{KR}\mathbf{h}_t), \quad (15)$$

$$\mathbf{q}_{t,i} = [\mathbf{q}_{t,i}^C; \mathbf{q}_{t,i}^R], \quad (16)$$

$$\mathbf{k}_{t,i} = [\mathbf{k}_{t,i}^C; \mathbf{k}_t^R], \quad (17)$$

$$\mathbf{o}_{t,i} = \sum_{j=1}^t \text{Softmax}_j \left( \frac{\mathbf{q}_{t,i}^T \mathbf{k}_{j,i}}{\sqrt{d_h + d_h^R}} \right) \mathbf{v}_{j,i}^C, \quad (18)$$

$$\mathbf{u}_t = W^O [\mathbf{o}_{t,1}; \mathbf{o}_{t,2}; \dots; \mathbf{o}_{t,n_h}], \quad (19)$$

where  $W^{QR} \in \mathbb{R}^{d_h^R n_h \times d'_c}$  and  $W^{KR} \in \mathbb{R}^{d_h^R \times d}$  are matrices to produce the decouples queries and key, respectively;  $\text{RoPE}(\cdot)$  denotes the operation that applies RoPE matrices; and  $[\cdot; \cdot]$  denotes the concatenation operation. During inference, the decoupled key should also be cached. Therefore, DeepSeek-V2 requires a total KV cache containing  $(d_c + d_h^R)l$  elements.

In order to demonstrate the complete computation process of MLA, we also organize and provide its full formulas in Appendix C.

### 2.1.4. Comparison of Key-Value Cache

We demonstrate a comparison of the KV cache per token among different attention mechanisms in Table 1. MLA requires only a small amount of KV cache, equal to GQA with only 2.25 groups, but can achieve stronger performance than MHA.



Attention Mechanism	KV Cache per Token (# Element)	Capability
Multi-Head Attention (MHA)	$2n_h d_h l$	Strong
Grouped-Query Attention (GQA)	$2n_g d_h l$	Moderate
Multi-Query Attention (MQA)	$2d_h l$	Weak
MLA (Ours)	$(d_c + d_h^R)l \approx \frac{9}{2}d_h l$	Stronger

Table 1 | Comparison of the KV cache per token among different attention mechanisms.  $n_h$  denotes the number of attention heads,  $d_h$  denotes the dimension per attention head,  $l$  denotes the number of layers,  $n_g$  denotes the number of groups in GQA, and  $d_c$  and  $d_h^R$  denote the KV compression dimension and the per-head dimension of the decoupled queries and key in MLA, respectively. The amount of KV cache is measured by the number of elements, regardless of the storage precision. For DeepSeek-V2,  $d_c$  is set to  $4d_h$  and  $d_h^R$  is set to  $\frac{d_h}{2}$ . So, its KV cache is equal to GQA with only 2.25 groups, but its performance is stronger than MHA.

## 2.2. DeepSeekMoE: Training Strong Models at Economical Costs

### 2.2.1. Basic Architecture

For FFNs, we employ the DeepSeekMoE architecture (Dai et al., 2024). DeepSeekMoE has two key ideas: segmenting experts into finer granularity for higher expert specialization and more accurate knowledge acquisition, and isolating some shared experts for mitigating knowledge redundancy among routed experts. With the same number of activated and total expert parameters, DeepSeekMoE can outperform conventional MoE architectures like GShard (Lepikhin et al., 2021) by a large margin.

Let  $\mathbf{u}_t$  be the FFN input of the  $t$ -th token, we compute the FFN output  $\mathbf{h}'_t$  as follows:

$$\mathbf{h}'_t = \mathbf{u}_t + \sum_{i=1}^{N_s} \text{FFN}_i^{(s)}(\mathbf{u}_t) + \sum_{i=1}^{N_r} g_{i,t} \text{FFN}_i^{(r)}(\mathbf{u}_t), \quad (20)$$

$$g_{i,t} = \begin{cases} s_{i,t}, & s_{i,t} \in \text{Topk}(\{s_{j,t} | 1 \leq j \leq N_r\}, K_r), \\ 0, & \text{otherwise,} \end{cases} \quad (21)$$

$$s_{i,t} = \text{Softmax}_i(\mathbf{u}_t^T \mathbf{e}_i), \quad (22)$$

where  $N_s$  and  $N_r$  denote the numbers of shared experts and routed experts, respectively;  $\text{FFN}_i^{(s)}(\cdot)$  and  $\text{FFN}_i^{(r)}(\cdot)$  denote the  $i$ -th shared expert and the  $i$ -th routed expert, respectively;  $K_r$  denotes the number of activated routed experts;  $g_{i,t}$  is the gate value for the  $i$ -th expert;  $s_{i,t}$  is the token-to-expert affinity;  $\mathbf{e}_i$  is the centroid of the  $i$ -th routed expert in this layer; and  $\text{Topk}(\cdot, K)$  denotes the set comprising  $K$  highest scores among the affinity scores calculated for the  $t$ -th token and all routed experts.

### 2.2.2. Device-Limited Routing

We design a device-limited routing mechanism to bound MoE-related communication costs. When expert parallelism is employed, the routed experts will be distributed across multiple devices. For each token, its MoE-related communication frequency is proportional to the number of devices covered by its target experts. Due to the fine-grained expert segmentation in DeepSeekMoE, the number of activated experts can be large, so the MoE-related communication will be more costly if we apply expert parallelism.

For DeepSeek-V2, beyond the naive top-K selection of routed experts, we additionally ensure that the target experts of each token will be distributed on at most  $M$  devices. To be specific, for each token, we first select  $M$  devices that have experts with the highest affinity scores in them. Then, we perform top-K selection among experts on these  $M$  devices. In practice, we find that when  $M \geq 3$ , the device-limited routing can achieve a good performance roughly aligned with the unrestricted top-K routing.

### 2.2.3. Auxiliary Loss for Load Balance

We take the load balance into consideration for automatically learned routing strategies. Firstly, unbalanced load will raise the risk of routing collapse (Shazeer et al., 2017), preventing some experts being fully trained and utilized. Secondly, when expert parallelism is employed, unbalanced load will diminish computation efficiency. During the training of DeepSeek-V2, we design three kinds of auxiliary losses, for controlling expert-level load balance ( $\mathcal{L}_{\text{ExpBal}}$ ), device-level load balance ( $\mathcal{L}_{\text{DevBal}}$ ), and communication balance ( $\mathcal{L}_{\text{CommBal}}$ ), respectively.

**Expert-Level Balance Loss.** We use an expert-level balance loss (Fedus et al., 2021; Lepikhin et al., 2021) to mitigate the risk of routing collapse:

$$\mathcal{L}_{\text{ExpBal}} = \alpha_1 \sum_{i=1}^{N_r} f_i P_i, \quad (23)$$

$$f_i = \frac{N_r}{K_r T} \sum_{t=1}^T \mathbb{1}(\text{Token } t \text{ selects Expert } i), \quad (24)$$

$$P_i = \frac{1}{T} \sum_{t=1}^T s_{i,t}, \quad (25)$$

where  $\alpha_1$  is a hyper-parameter called expert-level balance factor;  $\mathbb{1}(\cdot)$  denotes the indicator function; and  $T$  denotes the number of tokens in a sequence.

**Device-Level Balance Loss.** In addition to the expert-level balance loss, we additionally design a device-level balance loss to ensure balanced computation across different devices. In the training process of DeepSeek-V2, we partition all routed experts into  $D$  groups  $\{\mathcal{E}_1, \mathcal{E}_2, \dots, \mathcal{E}_D\}$ , and deploy each group on a single device. The device-level balance loss is computed as follows:

$$\mathcal{L}_{\text{DevBal}} = \alpha_2 \sum_{i=1}^D f'_i P'_i, \quad (26)$$

$$f'_i = \frac{1}{|\mathcal{E}_i|} \sum_{j \in \mathcal{E}_i} f_j, \quad (27)$$

$$P'_i = \sum_{j \in \mathcal{E}_i} P_j, \quad (28)$$

where  $\alpha_2$  is a hyper-parameter called device-level balance factor.

**Communication Balance Loss.** Finally, we introduce a communication balance loss to ensure that the communication of each device is balanced. Although the device-limited routing mechanism guarantees that the sending communication of each device is bounded, if a certain device

receives more tokens than other devices, the practical communication efficiency will also be affected. In order to mitigate this issue, we design a communication balance loss as follows:

$$\mathcal{L}_{\text{CommBal}} = \alpha_3 \sum_{i=1}^D f_i'' P_i'', \quad (29)$$

$$f_i'' = \frac{D}{MT} \sum_{t=1}^T \mathbb{1}(\text{Token } t \text{ is sent to Device } i), \quad (30)$$

$$P_i'' = \sum_{j \in \mathcal{E}_i} P_j, \quad (31)$$

where  $\alpha_3$  is a hyper-parameter called communication balance factor. The device-limited routing mechanism operates on the principle of ensuring that each device transmits at most  $MT$  hidden states to other devices. Simultaneously, the communication balance loss is employed to encourage each device to receive around  $MT$  hidden states from other devices. The communication balance loss guarantees a balanced exchange of information among devices, promoting efficient communications.

#### 2.2.4. Token-Dropping Strategy

While balance losses aim to encourage a balanced load, it is important to acknowledge that they cannot guarantee a strict load balance. In order to further mitigate the computation wastage caused by unbalanced load, we introduce a device-level token-dropping strategy during training. This approach first computes the average computational budget for each device, which means that the capacity factor for each device is equivalent to 1.0. Then, inspired by Riquelme et al. (2021), we drop tokens with the lowest affinity scores on each device until reaching the computational budget. In addition, we ensure that the tokens belonging to approximately 10% of the training sequences will never be dropped. In this way, we can flexibly decide whether to drop tokens during inference according to the efficiency requirements, and always ensure consistency between training and inference.

## 3. Pre-Training

### 3.1. Experimental Setups

#### 3.1.1. Data Construction

While maintaining the same data processing stages as for DeepSeek 67B (DeepSeek-AI, 2024), we extend the amount of data and elevate the data quality. In order to enlarge our pre-training corpus, we explore the potential of the internet data and optimize our cleaning processes, thus recovering a large amount of mistakenly deleted data. Moreover, we incorporate more Chinese data, aiming to better leverage the corpus available on the Chinese internet. In addition to the amount of data, we also focus on the data quality. We enrich our pre-training corpus with high-quality data from various sources, and meanwhile improve the quality-based filtering algorithm. The improved algorithm ensures that a large amount of non-beneficial data will be removed, while the valuable data will be mostly retained. In addition, we filter out the contentious content from our pre-training corpus to mitigate the data bias introduced from specific regional cultures. A detailed discussion about the influence of this filtering strategy is presented in Appendix E.

We adopt the same tokenizer as used in DeepSeek 67B, which is built based on the Byte-level Byte-Pair Encoding (BBPE) algorithm and has a vocabulary size of 100K. Our tokenized pre-training corpus contains 8.1T tokens, where Chinese tokens are approximately 12% more than English ones.

### 3.1.2. Hyper-Parameters

**Model Hyper-Parameters.** We set the number of Transformer layers to 60 and the hidden dimension to 5120. All learnable parameters are randomly initialized with a standard deviation of 0.006. In MLA, we set the number of attention heads  $n_h$  to 128 and the per-head dimension  $d_h$  to 128. The KV compression dimension  $d_c$  is set to 512, and the query compression dimension  $d'_c$  is set to 1536. For the decoupled queries and key, we set the per-head dimension  $d_h^R$  to 64. Following Dai et al. (2024), we substitute all FFNs except for the first layer with MoE layers. Each MoE layer consists of 2 shared experts and 160 routed experts, where the intermediate hidden dimension of each expert is 1536. Among the routed experts, 6 experts will be activated for each token. In addition, the low-rank compression and fine-grained expert segmentation will impact the output scale of a layer. Therefore, in practice, we employ additional RMS Norm layers after the compressed latent vectors, and multiply additional scaling factors at the width bottlenecks (i.e., the compressed latent vectors and the intermediate hidden states of routed experts) to ensure stable training. Under this configuration, DeepSeek-V2 comprises 236B total parameters, of which 21B are activated for each token.

**Training Hyper-Parameters.** We employ the AdamW optimizer (Loshchilov and Hutter, 2017) with hyper-parameters set to  $\beta_1 = 0.9$ ,  $\beta_2 = 0.95$ , and  $\text{weight\_decay} = 0.1$ . The learning rate is scheduled using a warmup-and-step-decay strategy (DeepSeek-AI, 2024). Initially, the learning rate linearly increases from 0 to the maximum value during the first 2K steps. Subsequently, the learning rate is multiplied by 0.316 after training about 60% of tokens, and again by 0.316 after training about 90% of tokens. The maximum learning rate is set to  $2.4 \times 10^{-4}$ , and the gradient clipping norm is set to 1.0. We also use a batch size scheduling strategy, where the batch size is gradually increased from 2304 to 9216 in the training of the first 225B tokens, and then keeps 9216 in the remaining training. We set the maximum sequence length to 4K, and train DeepSeek-V2 on 8.1T tokens. We leverage pipeline parallelism to deploy different layers of a model on different devices, and for each layer, the routed experts will be uniformly deployed on 8 devices ( $D = 8$ ). As for the device-limited routing, each token will be sent to at most 3 devices ( $M = 3$ ). As for balance losses, we set  $\alpha_1$  to 0.003,  $\alpha_2$  to 0.05, and  $\alpha_3$  to 0.02. We employ the token-dropping strategy during training for acceleration, but do not drop any tokens for evaluation.

### 3.1.3. Infrastructures

DeepSeek-V2 is trained based on the HAI-LLM framework (High-flyer, 2023), an efficient and light-weight training framework developed internally by our engineers. It employs a 16-way zero-bubble pipeline parallelism (Qi et al., 2023), an 8-way expert parallelism (Lepikhin et al., 2021), and ZeRO-1 data parallelism (Rajbhandari et al., 2020). Given that DeepSeek-V2 has relatively few activated parameters, and a portion of the operators are recomputed to save activation memory, it can be trained without the necessity of tensor parallelism, thereby decreasing the communication overhead. Moreover, in order to further improve the training efficiency, we overlap the computation of shared experts with the expert parallel all-to-all communication. We also customize faster CUDA kernels for communications, routing algorithms, and fused

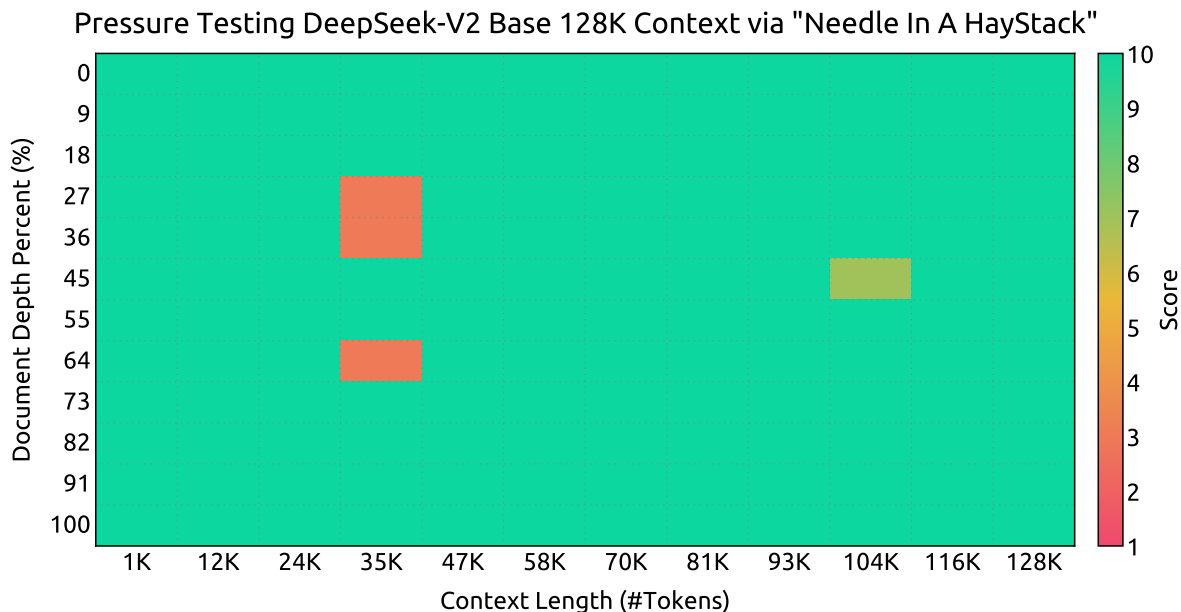


Figure 4 | Evaluation results on the “Needle In A Haystack” (NIAH) tests. DeepSeek-V2 performs well across all context window lengths up to 128K.

linear computations across different experts. In addition, MLA is also optimized based on an improved version of FlashAttention-2 (Dao, 2023).

We conduct all experiments on a cluster equipped with NVIDIA H800 GPUs. Each node in the H800 cluster contains 8 GPUs connected using NVLink and NVSwitch within nodes. Across nodes, InfiniBand interconnects are utilized to facilitate communications.

### 3.1.4. Long Context Extension

After the initial pre-training of DeepSeek-V2, we employ YaRN (Peng et al., 2023) to extend the default context window length from 4K to 128K. YaRN was specifically applied to the decoupled shared key  $k_t^R$  as it is responsible for carrying RoPE (Su et al., 2024). For YaRN, we set the scale  $s$  to 40,  $\alpha$  to 1,  $\beta$  to 32, and the target maximum context length to 160K. Under these settings, we can expect the model to respond well for a context length of 128K. Slightly diverging from original YaRN, due to our distinct attention mechanism, we adjust the length scaling factor to modulate the attention entropy. The factor  $\sqrt{t}$  is computed as  $\sqrt{t} = 0.0707 \ln s + 1$ , aiming at minimizing the perplexity.

We additionally train the model for 1000 steps, with a sequence length of 32K and a batch size of 576 sequences. Although the training is conducted solely at the sequence length of 32K, the model still demonstrates robust performance when being evaluated at a context length of 128K. As shown in Figure 4, the results on the “Needle In A Haystack” (NIAH) tests indicate that DeepSeek-V2 performs well across all context window lengths up to 128K.

## 3.2. Evaluations

### 3.2.1. Evaluation Benchmarks

DeepSeek-V2 is pretrained on a bilingual corpus, so we evaluate it on a series of benchmarks in English and Chinese. Our evaluation is based on our internal evaluation framework integrated

in our HAI-LLM framework. Included benchmarks are categorized and listed as follows, where underlined benchmarks are in Chinese:

**Multi-subject multiple-choice** datasets include MMLU (Hendrycks et al., 2020), C-Eval (Huang et al., 2023), and CMMLU (Li et al., 2023).

**Language understanding and reasoning** datasets include HellaSwag (Zellers et al., 2019), PIQA (Bisk et al., 2020), ARC (Clark et al., 2018), and BigBench Hard (BBH) (Suzgun et al., 2022).

**Closed-book question answering** datasets include TriviaQA (Joshi et al., 2017) and NaturalQuestions (Kwiatkowski et al., 2019).

**Reading comprehension** datasets include RACE Lai et al. (2017), DROP (Dua et al., 2019), C3 (Sun et al., 2019), and CMRC (Cui et al., 2019).

**Reference disambiguation** datasets include WinoGrande Sakaguchi et al. (2019) and CLU EWSC (Xu et al., 2020).

**Language modeling** datasets include Pile (Gao et al., 2020).

**Chinese understanding and culture** datasets include CHID (Zheng et al., 2019) and CCPM (Li et al., 2021).

**Math** datasets include GSM8K (Cobbe et al., 2021), MATH (Hendrycks et al., 2021), and CMath (Wei et al., 2023).

**Code** datasets include HumanEval (Chen et al., 2021), MBPP (Austin et al., 2021), and CRUXEval (Gu et al., 2024).

**Standardized exams** include AGIEval (Zhong et al., 2023). Note that AGIEval includes both English and Chinese subsets.

Following our previous work (DeepSeek-AI, 2024), we adopt perplexity-based evaluation for datasets including HellaSwag, PIQA, WinoGrande, RACE-Middle, RACE-High, MMLU, ARC-Easy, ARC-Challenge, CHID, C-Eval, CMMLU, C3, and CCPM, and adopt generation-based evaluation for TriviaQA, NaturalQuestions, DROP, MATH, GSM8K, HumanEval, MBPP, CRUXEval, BBH, AGIEval, CLUEWSC, CMRC, and CMath. In addition, we perform language-modeling-based evaluation for Pile-test and use Bits-Per-Byte (BPB) as the metric to guarantee fair comparison among models with different tokenizers.

For an intuitive overview of these benchmarks, we additionally provide our evaluation formats for each benchmark in Appendix G.

### 3.2.2. Evaluation Results

In Table 2, we compare DeepSeek-V2 with several representative open-source models, including DeepSeek 67B (DeepSeek-AI, 2024) (our previous release), Qwen1.5 72B (Bai et al., 2023), LLaMA3 70B (AI@Meta, 2024), and Mixtral 8x22B (Mistral, 2024). We evaluate all these models with our internal evaluation framework, and ensure that they share the same evaluation setting. Overall, with only 21B activated parameters, DeepSeek-V2 significantly outperforms DeepSeek 67B on almost all benchmarks, and achieves top-tier performance among open-source models.

Further, we elaborately compare DeepSeek-V2 with its open-source counterparts one by one. (1) Compared with Qwen1.5 72B, another model that supports both Chinese and English, DeepSeek-V2 demonstrates overwhelming advantages on the majority of English, code, and math benchmarks. As for Chinese benchmarks, Qwen1.5 72B shows better performance on

	Benchmark (Metric)	# Shots	DeepSeek 67B	Qwen1.5 72B	Mixtral 8x22B	LLaMA 3 70B	DeepSeek-V2
	Architecture	-	Dense	Dense	MoE	Dense	MoE
	# Activated Params	-	67B	72B	39B	70B	21B
	# Total Params	-	67B	72B	141B	70B	236B
English	Pile-test (BPB)	-	0.642	0.637	0.623	<b>0.602</b>	<u>0.606</u>
	BBH (EM)	3-shot	68.7	59.9	<u>78.9</u>	<b>81.0</b>	<u>78.9</u>
	MMLU (Acc.)	5-shot	71.3	77.2	<u>77.6</u>	<b>78.9</b>	<u>78.5</u>
	DROP (F1)	3-shot	69.7	71.5	<u>80.4</u>	<b>82.5</b>	<u>80.1</u>
	ARC-Easy (Acc.)	25-shot	95.3	<u>97.1</u>	<u>97.3</u>	<b>97.9</b>	<u>97.6</u>
	ARC-Challenge (Acc.)	25-shot	86.4	<u>92.8</u>	91.2	<b>93.3</b>	92.4
	HellaSwag (Acc.)	10-shot	<u>86.3</u>	85.8	<u>86.6</u>	<b>87.9</b>	84.2
	PIQA (Acc.)	0-shot	<u>83.6</u>	83.3	<u>83.6</u>	<b>85.0</b>	<u>83.7</u>
	WinoGrande (Acc.)	5-shot	<u>84.9</u>	82.4	83.7	<b>85.7</b>	<u>84.9</u>
	RACE-Middle (Acc.)	5-shot	<u>69.9</u>	63.4	<b>73.3</b>	<b>73.3</b>	<u>73.1</u>
	RACE-High (Acc.)	5-shot	50.7	47.0	<u>56.7</u>	<b>57.9</b>	52.7
	TriviaQA (EM)	5-shot	78.9	73.1	<b>82.1</b>	<u>81.6</u>	79.9
	NaturalQuestions (EM)	5-shot	36.6	35.6	<u>39.6</u>	<b>40.2</b>	38.7
	AGIEval (Acc.)	0-shot	41.3	<b>64.4</b>	43.4	49.8	<u>51.2</u>
Code	HumanEval (Pass@1)	0-shot	45.1	43.9	<b>53.1</b>	48.2	<u>48.8</u>
	MBPP (Pass@1)	3-shot	57.4	53.6	64.2	<b>68.6</b>	<u>66.6</u>
	CRUXEval-I (Acc.)	2-shot	42.5	44.3	<u>52.4</u>	49.4	<b>52.8</b>
	CRUXEval-O (Acc.)	2-shot	41.0	42.3	<u>52.8</u>	<b>54.3</b>	49.8
Math	GSM8K (EM)	8-shot	63.4	77.9	<u>80.3</u>	<b>83.0</b>	79.2
	MATH (EM)	4-shot	18.7	41.4	<u>42.5</u>	<u>42.2</u>	<b>43.6</b>
	CMath (EM)	3-shot	63.0	<u>77.8</u>	72.3	73.9	<b>78.7</b>
Chinese	CLUEWSC (EM)	5-shot	<u>81.0</u>	80.5	77.5	78.3	<b>82.2</b>
	C-Eval (Acc.)	5-shot	66.1	<b>83.7</b>	59.6	67.5	<u>81.7</u>
	CMMLU (Acc.)	5-shot	<u>70.8</u>	<b>84.3</b>	60.0	69.3	<b>84.0</b>
	CMRC (EM)	1-shot	<u>73.4</u>	66.6	<u>73.1</u>	<u>73.3</u>	<b>77.5</b>
	C3 (Acc.)	0-shot	75.3	<b>78.2</b>	71.4	74.0	<u>77.4</u>
	CHID (Acc.)	0-shot	<u>92.1</u>	-	57.0	83.2	<b>92.7</b>
	CCPM (Acc.)	0-shot	<u>88.5</u>	88.1	61.0	68.1	<b>93.1</b>

Table 2 | Comparison among DeepSeek-V2 and other representative open-source models. All models are evaluated in our internal framework and share the same evaluation setting. **Bold** denotes the best and underline denotes the second-best. Scores with a gap smaller than 0.3 are regarded as at the same level. With only 21B activated parameters, DeepSeek-V2 achieves top-tier performance among open-source models.

multi-subject multiple-choice tasks while DeepSeek-V2 is comparable or better on others. Note that for the CHID benchmark, the tokenizer of Qwen1.5 72B will encounter errors in our evaluation framework, so we leave the CHID score blank for Qwen1.5 72B. (2) Compared with Mixtral 8x22B, DeepSeek-V2 achieves comparable or better English performance, except for TriviaQA, NaturalQuestions, and HellaSwag, which are closely related to English commonsense knowledge. Notably, DeepSeek-V2 outperforms Mixtral 8x22B on MMLU. On code and math benchmarks, DeepSeek-V2 demonstrates comparable performance with Mixtral 8x22B. Since Mixtral 8x22B is not specifically trained on Chinese data, its Chinese capability lags far behind DeepSeek-V2. (3) Compared with LLaMA3 70B, DeepSeek-V2 is trained on fewer than a quarter of English tokens. Therefore, we acknowledge that DeepSeek-V2 still has a slight gap in basic English capabilities with LLaMA3 70B. However, even with much fewer training tokens and activated parameters, DeepSeek-V2 still demonstrates comparable code and math capability with LLaMA3 70B. Also, as a bilingual language model, DeepSeek-V2 outperforms LLaMA3

70B overwhelmingly on Chinese benchmarks.

Finally, it is worth mentioning that certain prior studies (Hu et al., 2024) incorporate SFT data during the pre-training stage, whereas DeepSeek-V2 has never been exposed to SFT data during pre-training.

### 3.2.3. Training and Inference Efficiency

**Training Costs.** Since DeepSeek-V2 activates fewer parameters for each token and requires fewer FLOPs than DeepSeek 67B, training DeepSeek-V2 will be more economical than training DeepSeek 67B theoretically. Although training an MoE model will introduce additional communication overheads, through our operator and communication optimizations, the training for DeepSeek-V2 can attain a relatively high Model FLOPs Utilization (MFU). During our practical training on the H800 cluster, for training on each trillion tokens, DeepSeek 67B requires 300.6K GPU hours, while DeepSeek-V2 needs only 172.8K GPU hours, i.e., sparse DeepSeek-V2 can save 42.5% training costs compared with dense DeepSeek 67B.

**Inference Efficiency.** In order to efficiently deploy DeepSeek-V2 for service, we first convert its parameters into the precision of FP8. In addition, we also perform KV cache quantization (Hooper et al., 2024; Zhao et al., 2023) for DeepSeek-V2 to further compress each element in its KV cache into 6 bits on average. Benefiting from MLA and these optimizations, actually deployed DeepSeek-V2 requires significantly less KV cache than DeepSeek 67B, and thus can serve a much larger batch size. We evaluate the generation throughput of DeepSeek-V2 based on the prompt and generation length distribution from the actually deployed DeepSeek 67B service. On a single node with 8 H800 GPUs, DeepSeek-V2 achieves a generation throughput exceeding 50K tokens per second, which is 5.76 times the maximum generation throughput of DeepSeek 67B. In addition, the prompt input throughput of DeepSeek-V2 exceeds 100K tokens per second.

## 4. Alignment

### 4.1. Supervised Fine-Tuning

Building upon our prior research (DeepSeek-AI, 2024), we curate our instruction tuning datasets to include 1.5M instances, comprising 1.2M instances for helpfulness and 0.3M instances for safety. In comparison to the initial version, we improve the data quality to mitigate hallucinatory responses and enhance writing proficiency. We fine-tune DeepSeek-V2 with 2 epochs, and the learning rate is set to  $5 \times 10^{-6}$ . For the evaluation of DeepSeek-V2 Chat (SFT), we mainly include generation-based benchmarks, except for several representative multiple-choice tasks (MMLU and ARC). We also conduct an instruction-following evaluation (IFEval) (Zhou et al., 2023) for DeepSeek-V2 Chat (SFT), using prompt-level loose accuracy as the metric. Moreover, we employ LiveCodeBench (Jain et al., 2024) questions from September 1st, 2023 to April 1st, 2024 to evaluate chat models. In addition to the standard benchmarks, we further evaluate our model on open-ended conversation benchmarks including MT-Bench (Zheng et al., 2023), AlpacaEval 2.0 (Dubois et al., 2024), and AlignBench (Liu et al., 2023). For comparison, we also evaluate Qwen1.5 72B Chat, LLaMA-3-70B Instruct, and Mistral-8x22B Instruct in our evaluation framework and settings. As for DeepSeek 67B Chat, we directly refer to the evaluation results reported in our previous release.



## 4.2. Reinforcement Learning

In order to further unlock the potential of DeepSeek-V2 and align it with human preference, we conduct Reinforcement Learning (RL) to adjust its preference.

**Reinforcement Learning Algorithm.** In order to save the training costs of RL, we adopt Group Relative Policy Optimization (GRPO) (Shao et al., 2024), which foregoes the critic model that is typically with the same size as the policy model, and estimates the baseline from group scores instead. Specifically, for each question  $q$ , GRPO samples a group of outputs  $\{o_1, o_2, \dots, o_G\}$  from the old policy  $\pi_{\theta_{old}}$  and then optimizes the policy model  $\pi_{\theta}$  by maximizing the following objective:

$$\mathcal{J}_{GRPO}(\theta) = \mathbb{E}[q \sim P(Q), \{o_i\}_{i=1}^G \sim \pi_{\theta_{old}}(O|q)] \frac{1}{G} \sum_{i=1}^G \left( \min \left( \frac{\pi_{\theta}(o_i|q)}{\pi_{\theta_{old}}(o_i|q)} A_i, \text{clip} \left( \frac{\pi_{\theta}(o_i|q)}{\pi_{\theta_{old}}(o_i|q)}, 1 - \varepsilon, 1 + \varepsilon \right) A_i \right) - \beta \mathbb{D}_{KL}(\pi_{\theta} || \pi_{ref}) \right), \quad (32)$$

$$\mathbb{D}_{KL}(\pi_{\theta} || \pi_{ref}) = \frac{\pi_{ref}(o_i|q)}{\pi_{\theta}(o_i|q)} - \log \frac{\pi_{ref}(o_i|q)}{\pi_{\theta}(o_i|q)} - 1, \quad (33)$$

where  $\varepsilon$  and  $\beta$  are hyper-parameters; and  $A_i$  is the advantage, computed using a group of rewards  $\{r_1, r_2, \dots, r_G\}$  corresponding to the outputs within each group:

$$A_i = \frac{r_i - \text{mean}(\{r_1, r_2, \dots, r_G\})}{\text{std}(\{r_1, r_2, \dots, r_G\})}. \quad (34)$$

**Training Strategy.** In our preliminary experiments, we find that the RL training on reasoning data, such as code and math prompts, exhibits unique characteristics that are distinct from the training on general data. For example, the mathematical and coding abilities of our model can keep improving over a longer period of training steps. Therefore, we employ a two-stage RL training strategy, which first performs reasoning alignment, and then performs human preference alignment. In the first reasoning alignment stage, we train a reward model  $RM_{reasoning}$  for code and math reasoning tasks, and optimize the policy model with the feedback of  $RM_{reasoning}$ :

$$r_i = RM_{reasoning}(o_i). \quad (35)$$

In the second human preference alignment stage, we adopt a multi-reward framework, which acquires rewards from a helpful reward model  $RM_{helpful}$ , a safety reward model  $RM_{safety}$ , and a rule-based reward model  $RM_{rule}$ . The final reward of a response  $o_i$  is

$$r_i = c_1 \cdot RM_{helpful}(o_i) + c_2 \cdot RM_{safety}(o_i) + c_3 \cdot RM_{rule}(o_i), \quad (36)$$

where  $c_1$ ,  $c_2$ , and  $c_3$  are corresponding coefficients.

In order to obtain reliable reward models that play crucial roles in the RL training, we carefully collect preference data, and meticulously conduct quality filtering and proportion adjustments. We obtain code preference data based on compiler-feedback, and mathematical preference data based on the ground-truth labels. For reward model training, we initialize the reward models with DeepSeek-V2 Chat (SFT) and train them with either a point-wise or a pair-wise loss. In our experiments, we observe that the RL training can fully tap into and activate the potential of our model, enabling it to select the correct and satisfactory answer from possible responses.

**Optimizations for Training Efficiency.** Conducting RL training on extremely large models places high demands on the training framework. It requires careful engineering optimization to manage the GPU memory and RAM pressure, and meanwhile maintain a fast training speed. For this goal, we implement the following engineering optimizations. (1) Firstly, we propose a hybrid engine that adopts different parallel strategies for training and inference respectively to achieve higher GPU utilization. (2) Secondly, we leverage vLLM (Kwon et al., 2023) with large batch sizes as our inference backend to accelerate the inference speed. (3) Thirdly, we carefully design a scheduling strategy for offloading models to CPUs and loading models back to GPUs, which achieves a near-optimal balance between the training speed and memory consumption.

### 4.3. Evaluation Results

**Evaluations on Standard Benchmarks.** Initially, we evaluate DeepSeek-V2 Chat (SFT) and DeepSeek-V2 Chat (RL) on standard benchmarks. Notably, DeepSeek-V2 Chat (SFT) demonstrates substantial improvements in GSM8K, MATH, and HumanEval evaluations compared with its base version. This progress can be attributed to the inclusion of our SFT data, which comprises a considerable volume of math and code related content. In addition, DeepSeek-V2 Chat (RL) further boosts the performance on math and code benchmarks. We show more code and math evaluations in Appendix F.

As for the comparisons with other models, we first compare DeepSeek-V2 Chat (SFT) with Qwen1.5 72B Chat, and find that DeepSeek-V2 Chat (SFT) surpasses Qwen1.5 72B Chat on almost all of English, math, and code benchmarks. On Chinese benchmarks, DeepSeek-V2 Chat (SFT) demonstrates slightly lower scores than Qwen1.5 72B Chat on multi-subject multiple-choice tasks, consistent with the performance observed from their base versions. When compared with the state-of-the-art open-source MoE model, Mixtral 8x22B Instruct, DeepSeek-V2 Chat (SFT) exhibits better performance on most benchmarks, except for NaturalQuestions and IFEval. Furthermore, in comparison to the state-of-the-art open-source model LLaMA3 70B Chat, DeepSeek-V2 Chat (SFT) shows similar performance in code and math related benchmarks. LLaMA3 70B Chat exhibits better performance on MMLU and IFEval, while DeepSeek-V2 Chat (SFT) showcases stronger performance on Chinese tasks. Ultimately, DeepSeek-V2 Chat (RL) demonstrates further enhanced performance in both mathematical and coding tasks compared with DeepSeek-V2 Chat (SFT). These comparisons highlight the strengths of DeepSeek-V2 Chat in relation to other language models in various domains and languages.

**Evaluations on Open-Ended Generation.** We proceed with additional evaluations of our models on open-ended conversation benchmarks. For English open-ended conversation generation, we utilize MT-Bench and AlpacaEval 2.0 as the benchmarks. Evaluation results presented in Table 4 demonstrate a significant performance advantage of DeepSeek-V2 Chat (RL) over DeepSeek-V2 Chat (SFT). This outcome showcases the effectiveness of our RL training in achieving improved alignment. In comparison to other open-source models, DeepSeek-V2 Chat (RL) demonstrates superior performance over Mistral 8x22B Instruct and Qwen1.5 72B Chat on both benchmarks. When compared with LLaMA3 70B Instruct, DeepSeek-V2 Chat (RL) showcases competitive performance on MT-Bench and notably outperforms it on AlpacaEval 2.0. These results highlight the strong performance of DeepSeek-V2 Chat (RL) in generating high-quality and contextually relevant responses, particularly in instruction-based conversation tasks.

In addition, we evaluate the Chinese open-ended generation capability based on AlignBench. As presented in Table 5, DeepSeek-V2 Chat (RL) exhibits a slight advantage over DeepSeek-V2 Chat (SFT). Notably, DeepSeek-V2 Chat (SFT) surpasses all open-source Chinese models by a significant margin. It significantly outperforms the second-best open-source model, Qwen1.5

	Benchmark	# Shots	DeepSeek 67B Chat	Qwen 1.5 72B Chat	LLaMA3 70B Inst.	Mixtral 8x22B Inst.	DeepSeek-V2 Chat (SFT)	DeepSeek-V2 Chat (RL)
	Context Length	-	4K	32K	8K	64K	128K	128K
	Architecture	-	Dense	Dense	Dense	MoE	MoE	MoE
	# Activated Params	-	67B	72B	70B	39B	21B	21B
	# Total Params	-	67B	72B	70B	141B	236B	236B
English	TriviaQA	5-shot	81.5	79.6	69.1	80.0	<u>85.4</u>	<b>86.7</b>
	NaturalQuestions	5-shot	47.0	46.9	44.6	<b>54.9</b>	<u>51.9</u>	<u>53.4</u>
	MMLU	5-shot	71.1	76.2	<b>80.3</b>	77.8	<u>78.4</u>	77.8
	ARC-Easy	25-shot	96.6	96.8	96.9	97.1	<u>97.6</u>	<b>98.1</b>
	ARC-Challenge	25-shot	88.9	<u>91.7</u>	<b>92.6</b>	90.0	<b>92.5</b>	<b>92.3</b>
	BBH	3-shot	71.7	<u>65.9</u>	<u>80.1</u>	78.4	<b>81.3</b>	79.7
	AGIEval	0-shot	46.4	<u>62.8</u>	<u>56.6</u>	41.4	<b>63.2</b>	61.4
	IFEval	0-shot	55.5	57.3	<b>79.7</b>	<u>72.1</u>	64.1	63.8
Code	HumanEval	0-shot	73.8	68.9	76.2	75.0	<u>76.8</u>	<b>81.1</b>
	MBPP	3-shot	61.4	52.2	69.8	64.4	<u>70.4</u>	<b>72.0</b>
	CRUXEval-I-COT	2-shot	49.1	51.4	<u>61.1</u>	59.4	59.5	<b>61.5</b>
	CRUXEval-O-COT	2-shot	50.9	56.5	<b>63.6</b>	<b>63.6</b>	60.7	<u>63.0</u>
	LiveCodeBench	0-shot	18.3	18.8	<u>30.5</u>	25.0	28.7	<b>32.5</b>
Math	GSM8K	8-shot	84.1	81.9	<b>93.2</b>	87.9	90.8	<u>92.2</u>
	MATH	4-shot	32.6	40.6	48.5	49.8	<u>52.7</u>	<b>53.9</b>
	CMath	0-shot	80.3	<b>82.8</b>	79.2	75.1	<u>82.0</u>	<u>81.9</u>
Chinese	CLUEWSC	5-shot	78.5	<b>90.1</b>	85.4	75.8	<u>88.6</u>	<b>89.9</b>
	C-Eval	5-shot	65.2	<b>82.2</b>	67.9	60.0	<u>80.9</u>	78.0
	CMMLU	5-shot	67.8	<b>82.9</b>	70.7	61.0	<u>82.4</u>	81.6

Table 3 | Comparison among DeepSeek-V2 Chat (SFT), DeepSeek-V2 Chat (RL), and other representative open-source chat models. Regarding TriviaQA and NaturalQuestions, it is worth noting that chat models, such as LLaMA3 70B Instruct, might not strictly adhere to the format constraints typically specified in the few-shot setting. Consequently, this can lead to underestimation of certain models in our evaluation framework.

Model	MT-Bench	AlpacaEval 2.0
DeepSeek 67B Chat	8.35	16.6
Mistral 8x22B Instruct v0.1	8.66	30.9
Qwen1.5 72B Chat	8.61	36.6
LLaMA3 70B Instruct	<b>8.95</b>	34.4
DeepSeek-V2 Chat (SFT)	8.62	30.0
DeepSeek-V2 Chat (RL)	<b>8.97</b>	<b>38.9</b>

Table 4 | English open-ended conversation evaluations. For AlpacaEval 2.0, we use the length-controlled win rate as the metric.

72B Chat on both Chinese reasoning and language. Moreover, both DeepSeek-V2 Chat (SFT) and DeepSeek-V2 Chat (RL) outperform GPT-4-0613 and ERNIEBot 4.0, solidifying the position of our models in the top-tier LLMs that support Chinese. Specifically, DeepSeek-V2 Chat (RL) shows remarkable performance in Chinese language understanding, which outperforms all models including GPT-4-Turbo-1106-Preview. On the other hand, the reasoning capability of DeepSeek-V2 Chat (RL) still lags behind giant models, such as Erniebot-4.0 and GPT-4s.

Model 模型	Overall 总分	Reasoning 中文推理			Language 中文语言						
		Avg. 推理 总分	Math. 数学 计算	Logi. 逻辑 推理	Avg. 语言 总分	Fund. 基本 任务	Chi. 中文 理解	Open. 综合 问答	Writ. 文本 写作	Role. 角色 扮演	Pro. 专业 能力
GPT-4-1106-Preview	<b>8.01</b>	<b>7.73</b>	<b>7.80</b>	<b>7.66</b>	8.29	7.99	7.33	<b>8.61</b>	<b>8.67</b>	<b>8.47</b>	<b>8.65</b>
<b>DeepSeek-V2 Chat (RL)</b>	<b>7.91</b>	7.45	7.77	7.14	<b>8.36</b>	<b>8.10</b>	8.28	8.37	8.53	8.33	8.53
ERNIEBot-4.0-202404* (文心一言)	<b>7.89</b>	7.61	<b>7.81</b>	7.41	8.17	7.56	<b>8.53</b>	8.13	8.45	8.24	8.09
<b>DeepSeek-V2 Chat (SFT)</b>	<b>7.74</b>	7.30	7.34	7.26	8.17	8.04	8.26	8.13	8.00	8.10	8.49
GPT-4-0613	<b>7.53</b>	7.47	7.56	7.37	7.59	7.81	6.93	7.42	7.93	7.51	7.94
ERNIEBot-4.0-202312* (文心一言)	<b>7.36</b>	6.84	7.00	6.67	7.88	7.47	7.88	8.05	8.19	7.84	7.85
Moonshot-v1-32k-202404* (月之暗面)	<b>7.22</b>	6.42	6.41	6.43	8.02	7.82	7.58	8.00	8.22	8.19	8.29
Qwen1.5-72B-Chat*	<b>7.19</b>	6.45	6.58	6.31	7.93	7.38	7.77	8.15	8.02	8.05	8.24
<b>DeepSeek-67B-Chat</b>	<b>6.43</b>	5.75	5.71	5.79	7.11	7.12	6.52	7.58	7.20	6.91	7.37
ChatGLM-Turbo (智谱清言)	<b>6.24</b>	5.00	4.74	5.26	7.49	6.82	7.17	8.16	7.77	7.76	7.24
ERNIEBot-3.5 (文心一言)	<b>6.14</b>	5.15	5.03	5.27	7.13	6.62	7.60	7.26	7.56	6.83	6.90
Yi-34B-Chat*	<b>6.12</b>	4.86	4.97	4.74	7.38	6.72	7.28	7.76	7.44	7.58	7.53
GPT-3.5-Turbo-0613	<b>6.08</b>	5.35	5.68	5.02	6.82	6.71	5.81	7.29	7.03	7.28	6.77
ChatGLM-Pro (智谱清言)	<b>5.83</b>	4.65	4.54	4.75	7.01	6.51	6.76	7.47	7.07	7.34	6.89
SparkDesk-V2 (讯飞星火)	<b>5.74</b>	4.73	4.71	4.74	6.76	5.84	6.97	7.29	7.18	6.92	6.34
Qwen-14B-Chat	<b>5.72</b>	4.81	4.91	4.71	6.63	6.90	6.36	6.74	6.64	6.59	6.56
Baichuan2-13B-Chat	<b>5.25</b>	3.92	3.76	4.07	6.59	6.22	6.05	7.11	6.97	6.75	6.43
ChatGLM3-6B	<b>4.97</b>	3.85	3.55	4.14	6.10	5.75	5.29	6.71	6.83	6.28	5.73
Baichuan2-7B-Chat	<b>4.97</b>	3.66	3.56	3.75	6.28	5.81	5.50	7.13	6.84	6.53	5.84
InternLM-20B	<b>4.96</b>	3.66	3.39	3.92	6.26	5.96	5.50	7.18	6.19	6.49	6.22
Qwen-7B-Chat	<b>4.91</b>	3.73	3.62	3.83	6.09	6.40	5.74	6.26	6.31	6.19	5.66
ChatGLM2-6B	<b>4.48</b>	3.39	3.16	3.61	5.58	4.91	4.52	6.66	6.25	6.08	5.08
InternLM-Chat-7B	<b>3.65</b>	2.56	2.45	2.66	4.75	4.34	4.09	5.82	4.89	5.32	4.06
Chinese-LLaMA-2-7B-Chat	<b>3.57</b>	2.68	2.29	3.07	4.46	4.31	4.26	4.50	4.63	4.91	4.13
LLaMA-2-13B-Chinese-Chat	<b>3.35</b>	2.47	2.21	2.73	4.23	4.13	3.31	4.79	3.93	4.53	4.71

Table 5 | AlignBench leaderboard rated by GPT-4-0613. Models are ranked in descending order based on the overall score. Models marked with \* represent that we evaluate them through their API service or open-weighted model, instead of referring to the results reported in their original papers. Suffixes of Erniebot-4.0 and Moonshot denote the timestamps when we called their API.

#### 4.4. Discussion

**Amount of SFT Data.** The discussion surrounding the necessity of a large SFT corpus has been a topic of intense debate. Previous works (Young et al., 2024; Zhou et al., 2024) argue that fewer than 10K instances of SFT data are enough to produce satisfactory results. However, in our experiments, we observe a significant performance decline on the IFEval benchmark if we use fewer than 10K instances. A possible explanation is that, a language model necessitates a certain amount of data to develop specific skills. Although the requisite data amount may diminish with the model size increasing, it cannot be entirely eliminated. Our observation underscores the critical need for sufficient data to equip an LLM with desired capabilities. Moreover, the quality of SFT data is also crucial, especially for tasks involving writing or open-ended questions.

**Alignment Tax of Reinforcement Learning.** During human preference alignment, we observe a significant performance enhancement on the open-ended generation benchmarks, in terms of the scores rated by both AI and human evaluators. However, we also notice a phenomenon of “alignment tax” (Ouyang et al., 2022), i.e., the alignment process can negatively impact the performance on some standard benchmarks such as BBH. In order to alleviate the alignment tax, during the RL stage, we make significant efforts in data processing and improving training strategies, finally achieving a tolerable trade-off between the performance on standard and open-ended benchmarks. Exploring how to align a model with human preferences without

compromising its general performance presents a valuable direction for future research.

**Online Reinforcement Learning.** In our preference alignment experiments, we find that the online approach significantly outperforms the offline approach. Therefore, we invest tremendous efforts in implementing an online RL framework for aligning DeepSeek-V2. The conclusion about online or offline preference alignment can vary in different contexts, and we reserve a more thorough comparison and analysis between them for future work.

## 5. Conclusion, Limitation, and Future Work

In this paper, we introduce DeepSeek-V2, a large MoE language model that supports 128K context length. In addition to strong performance, it is also characterized by economical training and efficient inference, benefiting from its innovative architecture including MLA and DeepSeekMoE. In practice, compared with DeepSeek 67B, DeepSeek-V2 achieves significantly stronger performance, and meanwhile saves 42.5% of training costs, reduces the KV cache by 93.3%, and boosts the maximum generation throughput to 5.76 times. Evaluation results further demonstrate that with only 21B activated parameters, DeepSeek-V2 achieves top-tier performance among open-source models and becomes the strongest open-source MoE model.

DeepSeek-V2 and its chat versions share the acknowledged limitations commonly found in other LLMs, including the lack of ongoing knowledge updates after pre-training, the possibility of generating non-factual information such as unverified advice, and a chance to produce hallucinations. In addition, since our data primarily consist of Chinese and English content, our model may exhibit limited proficiency in other languages. In scenarios beyond Chinese and English, it should be used with caution.

DeepSeek will continuously invest in open-source large models with longtermism, aiming to progressively approach the goal of artificial general intelligence.

- In our ongoing exploration, we are dedicated to devising methods that enable further scaling up MoE models while maintaining economical training and inference costs. The goal of our next step is to achieve performance on par with GPT-4 in our upcoming release.
- Our alignment team continuously strives to enhance our models, aiming to develop a model that is not only helpful but also honest and safe for worldwide users. Our ultimate objective is to align the values of our model with human values, while minimizing the need for human supervision. By prioritizing ethical considerations and responsible development, we are dedicated to creating a positive and beneficial impact on society.
- Currently, DeepSeek-V2 is designed to support the text modality exclusively. In our forward-looking agenda, we intend to enable our model to support multiple modalities, enhancing its versatility and utility in a wider range of scenarios.

## References

- AI@Meta. Llama 3 model card, 2024. URL [https://github.com/meta-llama/llama3/blob/main/MODEL\\_CARD.md](https://github.com/meta-llama/llama3/blob/main/MODEL_CARD.md).
- J. Ainslie, J. Lee-Thorp, M. de Jong, Y. Zemlyanskiy, F. Lebrón, and S. Sanghai. Gqa: Training generalized multi-query transformer models from multi-head checkpoints. [arXiv preprint arXiv:2305.13245](https://arxiv.org/abs/2305.13245), 2023.

- Anthropic. Introducing Claude, 2023. URL <https://www.anthropic.com/index/introducing-claude>.
- J. Austin, A. Odena, M. Nye, M. Bosma, H. Michalewski, D. Dohan, E. Jiang, C. Cai, M. Terry, Q. Le, et al. Program synthesis with large language models. arXiv preprint arXiv:2108.07732, 2021.
- J. Bai, S. Bai, Y. Chu, Z. Cui, K. Dang, X. Deng, Y. Fan, W. Ge, Y. Han, F. Huang, B. Hui, L. Ji, M. Li, J. Lin, R. Lin, D. Liu, G. Liu, C. Lu, K. Lu, J. Ma, R. Men, X. Ren, X. Ren, C. Tan, S. Tan, J. Tu, P. Wang, S. Wang, W. Wang, S. Wu, B. Xu, J. Xu, A. Yang, H. Yang, J. Yang, S. Yang, Y. Yao, B. Yu, H. Yuan, Z. Yuan, J. Zhang, X. Zhang, Y. Zhang, Z. Zhang, C. Zhou, J. Zhou, X. Zhou, and T. Zhu. Qwen technical report. arXiv preprint arXiv:2309.16609, 2023.
- Y. Bisk, R. Zellers, R. L. Bras, J. Gao, and Y. Choi. PIQA: reasoning about physical commonsense in natural language. In The Thirty-Fourth AAAI Conference on Artificial Intelligence, AAAI 2020, The Thirty-Second Innovative Applications of Artificial Intelligence Conference, IAAI 2020, The Tenth AAAI Symposium on Educational Advances in Artificial Intelligence, EAAI 2020, New York, NY, USA, February 7-12, 2020, pages 7432–7439. AAAI Press, 2020. doi: 10.1609/aaai.v34i05.6239. URL <https://doi.org/10.1609/aaai.v34i05.6239>.
- M. Chen, J. Tworek, H. Jun, Q. Yuan, H. P. de Oliveira Pinto, J. Kaplan, H. Edwards, Y. Burda, N. Joseph, G. Brockman, A. Ray, R. Puri, G. Krueger, M. Petrov, H. Khlaaf, G. Sastry, P. Mishkin, B. Chan, S. Gray, N. Ryder, M. Pavlov, A. Power, L. Kaiser, M. Bavarian, C. Winter, P. Tillet, F. P. Such, D. Cummings, M. Plappert, F. Chantzis, E. Barnes, A. Herbert-Voss, W. H. Guss, A. Nichol, A. Paino, N. Tezak, J. Tang, I. Babuschkin, S. Balaji, S. Jain, W. Saunders, C. Hesse, A. N. Carr, J. Leike, J. Achiam, V. Misra, E. Morikawa, A. Radford, M. Knight, M. Brundage, M. Murati, K. Mayer, P. Welinder, B. McGrew, D. Amodei, S. McCandlish, I. Sutskever, and W. Zaremba. Evaluating large language models trained on code. CoRR, abs/2107.03374, 2021. URL <https://arxiv.org/abs/2107.03374>.
- P. Clark, I. Cowhey, O. Etzioni, T. Khot, A. Sabharwal, C. Schoenick, and O. Tafjord. Think you have solved question answering? try arc, the AI2 reasoning challenge. CoRR, abs/1803.05457, 2018. URL <http://arxiv.org/abs/1803.05457>.
- K. Cobbe, V. Kosaraju, M. Bavarian, M. Chen, H. Jun, L. Kaiser, M. Plappert, J. Tworek, J. Hilton, R. Nakano, et al. Training verifiers to solve math word problems. arXiv preprint arXiv:2110.14168, 2021.
- Y. Cui, T. Liu, W. Che, L. Xiao, Z. Chen, W. Ma, S. Wang, and G. Hu. A span-extraction dataset for Chinese machine reading comprehension. In K. Inui, J. Jiang, V. Ng, and X. Wan, editors, Proceedings of the 2019 Conference on Empirical Methods in Natural Language Processing and the 9th International Joint Conference on Natural Language Processing (EMNLP-IJCNLP), pages 5883–5889, Hong Kong, China, Nov. 2019. Association for Computational Linguistics. doi: 10.18653/v1/D19-1600. URL <https://aclanthology.org/D19-1600>.
- D. Dai, C. Deng, C. Zhao, R. X. Xu, H. Gao, D. Chen, J. Li, W. Zeng, X. Yu, Y. Wu, Z. Xie, Y. K. Li, P. Huang, F. Luo, C. Ruan, Z. Sui, and W. Liang. Deepseekmoe: Towards ultimate expert specialization in mixture-of-experts language models. CoRR, abs/2401.06066, 2024. URL <https://doi.org/10.48550/arXiv.2401.06066>.
- T. Dao. FlashAttention-2: Faster attention with better parallelism and work partitioning, 2023.

- DeepSeek-AI. Deepseek LLM: scaling open-source language models with longtermism. CoRR, abs/2401.02954, 2024. URL <https://doi.org/10.48550/arXiv.2401.02954>.
- D. Dua, Y. Wang, P. Dasigi, G. Stanovsky, S. Singh, and M. Gardner. DROP: A reading comprehension benchmark requiring discrete reasoning over paragraphs. In J. Burstein, C. Doran, and T. Solorio, editors, Proceedings of the 2019 Conference of the North American Chapter of the Association for Computational Linguistics: Human Language Technologies, NAACL-HLT 2019, Minneapolis, MN, USA, June 2-7, 2019, Volume 1 (Long and Short Papers), pages 2368–2378. Association for Computational Linguistics, 2019. doi: 10.18653/V1/N19-1246. URL <https://doi.org/10.18653/v1/n19-1246>.
- Y. Dubois, B. Galambosi, P. Liang, and T. B. Hashimoto. Length-controlled alpacaeval: A simple way to debias automatic evaluators. arXiv preprint arXiv:2404.04475, 2024.
- W. Fedus, B. Zoph, and N. Shazeer. Switch transformers: Scaling to trillion parameter models with simple and efficient sparsity. CoRR, abs/2101.03961, 2021. URL <https://arxiv.org/abs/2101.03961>.
- L. Gao, S. Biderman, S. Black, L. Golding, T. Hoppe, C. Foster, J. Phang, H. He, A. Thite, N. Nabeshima, et al. The Pile: An 800GB dataset of diverse text for language modeling. arXiv preprint arXiv:2101.00027, 2020.
- Google. Introducing gemini: our largest and most capable ai model, 2023. URL <https://blog.google/technology/ai/google-gemini-ai/>.
- A. Gu, B. Rozière, H. Leather, A. Solar-Lezama, G. Synnaeve, and S. I. Wang. Cruxeval: A benchmark for code reasoning, understanding and execution, 2024.
- D. Hendrycks, C. Burns, S. Basart, A. Zou, M. Mazeika, D. Song, and J. Steinhardt. Measuring massive multitask language understanding. arXiv preprint arXiv:2009.03300, 2020.
- D. Hendrycks, C. Burns, S. Kadavath, A. Arora, S. Basart, E. Tang, D. Song, and J. Steinhardt. Measuring mathematical problem solving with the math dataset. arXiv preprint arXiv:2103.03874, 2021.
- High-flyer. Hai-llm: 高效且轻量的大模型训练工具, 2023. URL <https://www.high-flyer.cn/en/blog/hai-llm>.
- C. Hooper, S. Kim, H. Mohammadzadeh, M. W. Mahoney, Y. S. Shao, K. Keutzer, and A. Gholami. Kvquant: Towards 10 million context length LLM inference with KV cache quantization. CoRR, abs/2401.18079, 2024. URL <https://doi.org/10.48550/arXiv.2401.18079>.
- S. Hu, Y. Tu, X. Han, C. He, G. Cui, X. Long, Z. Zheng, Y. Fang, Y. Huang, W. Zhao, et al. Minicpm: Unveiling the potential of small language models with scalable training strategies. arXiv preprint arXiv:2404.06395, 2024.
- Y. Huang, Y. Bai, Z. Zhu, J. Zhang, J. Zhang, T. Su, J. Liu, C. Lv, Y. Zhang, J. Lei, et al. C-Eval: A multi-level multi-discipline chinese evaluation suite for foundation models. arXiv preprint arXiv:2305.08322, 2023.
- N. Jain, K. Han, A. Gu, W.-D. Li, F. Yan, T. Zhang, S. Wang, A. Solar-Lezama, K. Sen, and I. Stoica. Livecodebench: Holistic and contamination free evaluation of large language models for code. arXiv preprint arXiv:2403.07974, 2024.

- M. Joshi, E. Choi, D. Weld, and L. Zettlemoyer. TriviaQA: A large scale distantly supervised challenge dataset for reading comprehension. In R. Barzilay and M.-Y. Kan, editors, Proceedings of the 55th Annual Meeting of the Association for Computational Linguistics (Volume 1: Long Papers), pages 1601–1611, Vancouver, Canada, July 2017. Association for Computational Linguistics. doi: 10.18653/v1/P17-1147. URL <https://aclanthology.org/P17-1147>.
- T. Kwiatkowski, J. Palomaki, O. Redfield, M. Collins, A. P. Parikh, C. Alberti, D. Epstein, I. Polosukhin, J. Devlin, K. Lee, K. Toutanova, L. Jones, M. Kelcey, M. Chang, A. M. Dai, J. Uszkoreit, Q. Le, and S. Petrov. Natural questions: a benchmark for question answering research. Trans. Assoc. Comput. Linguistics, 7:452–466, 2019. doi: 10.1162/tacl\_a\_00276. URL [https://doi.org/10.1162/tacl\\_a\\_00276](https://doi.org/10.1162/tacl_a_00276).
- W. Kwon, Z. Li, S. Zhuang, Y. Sheng, L. Zheng, C. H. Yu, J. E. Gonzalez, H. Zhang, and I. Stoica. Efficient memory management for large language model serving with pagedattention. In Proceedings of the ACM SIGOPS 29th Symposium on Operating Systems Principles, 2023.
- G. Lai, Q. Xie, H. Liu, Y. Yang, and E. H. Hovy. RACE: large-scale reading comprehension dataset from examinations. In M. Palmer, R. Hwa, and S. Riedel, editors, Proceedings of the 2017 Conference on Empirical Methods in Natural Language Processing, EMNLP 2017, Copenhagen, Denmark, September 9-11, 2017, pages 785–794. Association for Computational Linguistics, 2017. doi: 10.18653/V1/D17-1082. URL <https://doi.org/10.18653/v1/d17-1082>.
- D. Lepikhin, H. Lee, Y. Xu, D. Chen, O. Firat, Y. Huang, M. Krikun, N. Shazeer, and Z. Chen. Gshard: Scaling giant models with conditional computation and automatic sharding. In 9th International Conference on Learning Representations, ICLR 2021. OpenReview.net, 2021. URL <https://openreview.net/forum?id=qrwe7XHTmYb>.
- H. Li, Y. Zhang, F. Koto, Y. Yang, H. Zhao, Y. Gong, N. Duan, and T. Baldwin. CMMLU: Measuring massive multitask language understanding in Chinese. arXiv preprint arXiv:2306.09212, 2023.
- W. Li, F. Qi, M. Sun, X. Yi, and J. Zhang. Ccpm: A chinese classical poetry matching dataset, 2021.
- X. Liu, X. Lei, S. Wang, Y. Huang, Z. Feng, B. Wen, J. Cheng, P. Ke, Y. Xu, W. L. Tam, X. Zhang, L. Sun, H. Wang, J. Zhang, M. Huang, Y. Dong, and J. Tang. Alignbench: Benchmarking chinese alignment of large language models. CoRR, abs/2311.18743, 2023. doi: 10.48550/ARXIV.2311.18743. URL <https://doi.org/10.48550/arXiv.2311.18743>.
- I. Loshchilov and F. Hutter. Decoupled weight decay regularization. arXiv preprint arXiv:1711.05101, 2017.
- Mistral. Cheaper, better, faster, stronger: Continuing to push the frontier of ai and making it accessible to all, 2024. URL <https://mistral.ai/news/mixtral-8x22b>.
- OpenAI. Introducing ChatGPT, 2022. URL <https://openai.com/blog/chatgpt>.
- OpenAI. GPT4 technical report. arXiv preprint arXiv:2303.08774, 2023.
- L. Ouyang, J. Wu, X. Jiang, D. Almeida, C. Wainwright, P. Mishkin, C. Zhang, S. Agarwal, K. Slama, A. Ray, et al. Training language models to follow instructions with human feedback. Advances in neural information processing systems, 35:27730–27744, 2022.



- B. Peng, J. Quesnelle, H. Fan, and E. Shippole. Yarn: Efficient context window extension of large language models. arXiv preprint arXiv:2309.00071, 2023.
- P. Qi, X. Wan, G. Huang, and M. Lin. Zero bubble pipeline parallelism. arXiv preprint arXiv:2401.10241, 2023.
- S. Rajbhandari, J. Rasley, O. Ruwase, and Y. He. Zero: Memory optimizations toward training trillion parameter models. In SC20: International Conference for High Performance Computing, Networking, Storage and Analysis, pages 1–16. IEEE, 2020.
- C. Riquelme, J. Puigcerver, B. Mustafa, M. Neumann, R. Jenatton, A. S. Pinto, D. Keysers, and N. Houlsby. Scaling vision with sparse mixture of experts. In Advances in Neural Information Processing Systems 34: Annual Conference on Neural Information Processing Systems 2021, NeurIPS 2021, pages 8583–8595, 2021. URL <https://proceedings.neurips.cc/paper/2021/hash/48237d9f2dea8c74c2a72126cf63d933-Abstract.html>.
- K. Sakaguchi, R. L. Bras, C. Bhagavatula, and Y. Choi. Winogrande: An adversarial winograd schema challenge at scale, 2019.
- Z. Shao, P. Wang, Q. Zhu, R. Xu, J. Song, M. Zhang, Y. Li, Y. Wu, and D. Guo. Deepseekmath: Pushing the limits of mathematical reasoning in open language models. arXiv preprint arXiv:2402.03300, 2024.
- N. Shazeer. Fast transformer decoding: One write-head is all you need. CoRR, abs/1911.02150, 2019. URL <http://arxiv.org/abs/1911.02150>.
- N. Shazeer, A. Mirhoseini, K. Maziarz, A. Davis, Q. V. Le, G. E. Hinton, and J. Dean. Outrageously large neural networks: The sparsely-gated mixture-of-experts layer. In 5th International Conference on Learning Representations, ICLR 2017. OpenReview.net, 2017. URL <https://openreview.net/forum?id=B1ckMDqlg>.
- J. Su, M. Ahmed, Y. Lu, S. Pan, W. Bo, and Y. Liu. Roformer: Enhanced transformer with rotary position embedding. Neurocomputing, 568:127063, 2024.
- K. Sun, D. Yu, D. Yu, and C. Cardie. Investigating prior knowledge for challenging chinese machine reading comprehension, 2019.
- M. Suzgun, N. Scales, N. Schärli, S. Gehrmann, Y. Tay, H. W. Chung, A. Chowdhery, Q. V. Le, E. H. Chi, D. Zhou, et al. Challenging big-bench tasks and whether chain-of-thought can solve them. arXiv preprint arXiv:2210.09261, 2022.
- A. Vaswani, N. Shazeer, N. Parmar, J. Uszkoreit, L. Jones, A. N. Gomez, Ł. Kaiser, and I. Polosukhin. Attention is all you need. Advances in neural information processing systems, 30, 2017.
- J. Wei, Y. Tay, R. Bommasani, C. Raffel, B. Zoph, S. Borgeaud, D. Yogatama, M. Bosma, D. Zhou, D. Metzler, et al. Emergent abilities of large language models. arXiv preprint arXiv:2206.07682, 2022.
- T. Wei, J. Luan, W. Liu, S. Dong, and B. Wang. Cmath: Can your language model pass chinese elementary school math test?, 2023.
- L. Xu, H. Hu, X. Zhang, L. Li, C. Cao, Y. Li, Y. Xu, K. Sun, D. Yu, C. Yu, Y. Tian, Q. Dong, W. Liu, B. Shi, Y. Cui, J. Li, J. Zeng, R. Wang, W. Xie, Y. Li, Y. Patterson, Z. Tian, Y. Zhang, H. Zhou,

- S. Liu, Z. Zhao, Q. Zhao, C. Yue, X. Zhang, Z. Yang, K. Richardson, and Z. Lan. CLUE: A chinese language understanding evaluation benchmark. In D. Scott, N. Bel, and C. Zong, editors, Proceedings of the 28th International Conference on Computational Linguistics, COLING 2020, Barcelona, Spain (Online), December 8-13, 2020, pages 4762–4772. International Committee on Computational Linguistics, 2020. doi: 10.18653/V1/2020.COLING-MAIN.419. URL <https://doi.org/10.18653/v1/2020.coling-main.419>.
- A. Young, B. Chen, C. Li, C. Huang, G. Zhang, G. Zhang, H. Li, J. Zhu, J. Chen, J. Chang, et al. Yi: Open foundation models by 01. ai. arXiv preprint arXiv:2403.04652, 2024.
- R. Zellers, A. Holtzman, Y. Bisk, A. Farhadi, and Y. Choi. HellaSwag: Can a machine really finish your sentence? In A. Korhonen, D. R. Traum, and L. Màrquez, editors, Proceedings of the 57th Conference of the Association for Computational Linguistics, ACL 2019, Florence, Italy, July 28- August 2, 2019, Volume 1: Long Papers, pages 4791–4800. Association for Computational Linguistics, 2019. doi: 10.18653/v1/p19-1472. URL <https://doi.org/10.18653/v1/p19-1472>.
- Y. Zhao, C. Lin, K. Zhu, Z. Ye, L. Chen, S. Zheng, L. Ceze, A. Krishnamurthy, T. Chen, and B. Kasikci. Atom: Low-bit quantization for efficient and accurate LLM serving. CoRR, abs/2310.19102, 2023. URL <https://doi.org/10.48550/arXiv.2310.19102>.
- C. Zheng, M. Huang, and A. Sun. Chid: A large-scale chinese idiom dataset for cloze test. In A. Korhonen, D. R. Traum, and L. Màrquez, editors, Proceedings of the 57th Conference of the Association for Computational Linguistics, ACL 2019, Florence, Italy, July 28- August 2, 2019, Volume 1: Long Papers, pages 778–787. Association for Computational Linguistics, 2019. doi: 10.18653/V1/P19-1075. URL <https://doi.org/10.18653/v1/p19-1075>.
- L. Zheng, W.-L. Chiang, Y. Sheng, S. Zhuang, Z. Wu, Y. Zhuang, Z. Lin, Z. Li, D. Li, E. P. Xing, H. Zhang, J. E. Gonzalez, and I. Stoica. Judging llm-as-a-judge with mt-bench and chatbot arena, 2023.
- W. Zhong, R. Cui, Y. Guo, Y. Liang, S. Lu, Y. Wang, A. Saied, W. Chen, and N. Duan. AGIEval: A human-centric benchmark for evaluating foundation models. CoRR, abs/2304.06364, 2023. doi: 10.48550/arXiv.2304.06364. URL <https://doi.org/10.48550/arXiv.2304.06364>.
- C. Zhou, P. Liu, P. Xu, S. Iyer, J. Sun, Y. Mao, X. Ma, A. Efrat, P. Yu, L. Yu, et al. Lima: Less is more for alignment. Advances in Neural Information Processing Systems, 36, 2024.
- J. Zhou, T. Lu, S. Mishra, S. Brahma, S. Basu, Y. Luan, D. Zhou, and L. Hou. Instruction-following evaluation for large language models. arXiv preprint arXiv:2311.07911, 2023.

## Appendix

### A. Contributions and Acknowledgments

#### Research & Engineering

Aixin Liu  
Bingxuan Wang  
Bo Liu  
Chenggang Zhao  
Chengqi Deng  
Chong Ruan  
Damai Dai  
Daya Guo  
Dejian Yang  
Deli Chen  
Erhang Li  
Fangyun Lin  
Fuli Luo  
Guangbo Hao  
Guanting Chen  
Guowei Li  
H. Zhang  
Hanwei Xu  
Hao Yang  
Haowei Zhang  
Honghui Ding  
Huajian Xin  
Huazuo Gao  
Hui Qu  
Jianzhong Guo  
Jiashi Li  
Jingyang Yuan  
Junjie Qiu  
Junxiao Song  
Kai Dong  
Kaige Gao  
Kang Guan  
Lean Wang  
Lecong Zhang  
Liang Zhao  
Liyue Zhang  
Mingchuan Zhang  
Minghua Zhang  
Minghui Tang  
Panpan Huang  
Peiyi Wang  
Qihao Zhu  
Qinyu Chen  
Qiushi Du  
Ruiqi Ge  
Ruizhe Pan  
Runxin Xu  
Shanghai Lu  
Shangyan Zhou  
Shanhuang Chen  
Shengfeng Ye  
Shirong Ma  
Shiyu Wang  
Shuiping Yu  
Shunfeng Zhou  
Size Zheng  
Tian Pei  
Wangding Zeng  
Wen Liu  
Wenfeng Liang  
Wenjun Gao  
Wentao Zhang  
Xiao Bi  
Xiaohan Wang  
Xiaodong Liu  
Xiaokang Chen  
Xiaotao Nie  
Xin Liu  
Xin Xie  
Xingkai Yu  
Xinyu Yang  
Xuan Lu  
Xuecheng Su  
Y. Wu  
Y.K. Li  
Y.X. Wei  
Yanhong Xu  
Yao Li  
Yao Zhao  
Yaofeng Sun  
Yaohui Wang  
Yichao Zhang  
Yiliang Xiong  
Yilong Zhao  
Ying He  
Yishi Piao  
Yixin Dong  
Yixuan Tan  
Yiyuan Liu

Yongji Wang  
Yongqiang Guo  
Yuduan Wang  
Yuheng Zou  
Yuxiang You  
Yuxuan Liu  
Z.Z. Ren  
Zehui Ren  
Zhangli Sha  
Zhe Fu  
Zhenda Xie  
Zhenwen Hao  
Zhihong Shao  
Zhuoshu Li  
Zihan Wang  
Zihui Gu  
Zilin Li  
Ziwei Xie

#### **Data Annotation**

Bei Feng  
Hui Li  
J.L. Cai  
Jiaqi Ni  
Lei Xu  
Meng Li  
Ning Tian  
R.J. Chen  
R.L. Jin  
Ruyi Chen  
S.S. Li  
Shuang Zhou  
Tian Yuan  
Tianyu Sun  
X.Q. Li  
Xiangyue Jin  
Xiaojin Shen

Xiaosha Chen  
Xiaowen Sun  
Xiaoxiang Wang  
Xinnan Song  
Xinyi Zhou  
Y.X. Zhu  
Yanhong Xu  
Yanping Huang  
Yaohui Li  
Yi Zheng  
Yuchen Zhu  
Yunxian Ma  
Zhen Huang  
Zhipeng Xu  
Zhongyu Zhang

#### **Business & Compliance**

Bin Wang  
Dongjie Ji  
Jian Liang  
Jin Chen  
Leyi Xia  
Miaojun Wang  
Mingming Li  
Peng Zhang  
Shaoqing Wu  
Shengfeng Ye  
T. Wang  
W.L. Xiao  
Wei An  
Xianzu Wang  
Ying Tang  
Yukun Zha  
Yuting Yan  
Zhen Zhang  
Zhiniu Wen

Within each role, authors are listed alphabetically by first name. Especially, Huazuo Gao and Wangding Zeng have made key innovations in the research of the MLA architecture. Furthermore, we'd like to thank Jianlin Su for his helpful discussion on position embedding. We thank all those who have contributed to DeepSeek-V2 but are not mentioned in the paper. DeepSeek believes that innovation, novelty, and curiosity are essential in the path to AGI.

## B. DeepSeek-V2-Lite: A 16B Model Equipped with MLA and DeepSeekMoE

### B.1. Model Description

**Architectures.** DeepSeek-V2-Lite has 27 layers and a hidden dimension of 2048. It also employs MLA and has 16 attention heads, where each head has a dimension of 128. Its KV compression dimension is 512, but slightly different from DeepSeek-V2, it does not compress the queries. For the decoupled queries and key, it has a per-head dimension of 64. DeepSeek-V2-Lite also employs DeepSeekMoE, and all FFNs except for the first layer are replaced with MoE layers. Each MoE layer consists of 2 shared experts and 64 routed experts, where the intermediate hidden dimension of each expert is 1408. Among the routed experts, 6 experts will be activated for each token. Under this configuration, DeepSeek-V2-Lite comprises 15.7B total parameters, of which 2.4B are activated for each token.

	<b>Benchmark</b>	<b>DeepSeek 7B</b>	<b>DeepSeekMoE 16B</b>	<b>DeepSeek-V2-Lite</b>
	Architecture	MHA+Dense	MHA+MoE	MLA+MoE
	Context Length	4K	4K	32K
	# Activated Params	6.9B	2.8B	2.4B
	# Total Params	6.9B	16.4B	15.7B
	# Training Tokens	2T	2T	5.7T
English	MMLU	48.2	45.0	<b>58.3</b>
	BBH	39.5	38.9	<b>44.1</b>
	TriviaQA	59.7	<b>64.8</b>	64.2
	NaturalQuestions	22.2	25.5	<b>26.0</b>
	ARC-Easy	67.9	68.1	<b>70.9</b>
	ARC-Challenge	48.1	49.8	<b>51.2</b>
	AGIEval	26.4	17.4	<b>33.2</b>
Code	HumanEval	26.2	26.8	<b>29.9</b>
	MBPP	39.0	39.2	<b>43.2</b>
Math	GSM8K	17.4	18.8	<b>41.1</b>
	MATH	3.3	4.3	<b>17.1</b>
	CMath	34.5	40.4	<b>58.4</b>
Chinese	CLUEWSC	73.1	72.1	<b>74.3</b>
	C-Eval	45.0	40.6	<b>60.3</b>
	CMMLU	47.2	42.5	<b>64.3</b>

Table 6 | Performance of DeepSeek-V2-Lite, DeepSeekMoE 16B, and DeepSeek 7B.

**Training Details.** DeepSeek-V2-Lite is also trained from scratch on the same pre-training corpus of DeepSeek-V2, which is not polluted by any SFT data. It uses the AdamW optimizer with hyper-parameters set to  $\beta_1 = 0.9$ ,  $\beta_2 = 0.95$ , and  $\text{weight\_decay} = 0.1$ . The learning rate is scheduled using a warmup-and-step-decay strategy. Initially, the learning rate linearly increases from 0 to the maximum value during the first 2K steps. Subsequently, the learning rate is multiplied by 0.316 after training about 80% of tokens, and again by 0.316 after training about 90% of tokens. The maximum learning rate is set to  $4.2 \times 10^{-4}$ , and the gradient clipping norm is set to 1.0. We do not employ the batch size scheduling strategy for it, and it is trained with a constant batch size of 4608 sequences. During pre-training, we set the maximum sequence

length to 4K, and train DeepSeek-V2-Lite on 5.7T tokens. We leverage pipeline parallelism to deploy different layers of it on different devices, but for each layer, all experts will be deployed on the same device. Therefore, we only employ a small expert-level balance loss with  $\alpha_1 = 0.001$ , and do not employ device-level balance loss and communication balance loss for it. After pre-training, we also perform long context extension and SFT for DeepSeek-V2-Lite and get a chat model called DeepSeek-V2-Lite Chat.

Benchmark		DeepSeek 7B Chat	DeepSeekMoE 16B Chat	DeepSeek-V2-Lite Chat
Architecture		MHA+Dense	MHA+MoE	MLA+MoE
Context Length		4K	4K	32K
# Activated Params		6.9B	2.8B	2.4B
# Total Params		6.9B	16.4B	15.7B
# Training Tokens		2T	2T	5.7T
English	MMLU	49.7	47.2	<b>55.7</b>
	BBH	43.1	42.2	<b>48.1</b>
	TriviaQA	59.5	63.3	<b>65.2</b>
	NaturalQuestions	32.7	35.1	<b>35.5</b>
	ARC-Easy	70.2	69.9	<b>74.3</b>
	ARC-Challenge	50.2	50.0	<b>51.5</b>
	AGIEval	17.6	19.7	<b>42.8</b>
Code	HumanEval	45.1	45.7	<b>57.3</b>
	MBPP	39.0	<b>46.2</b>	45.8
Math	GSM8K	62.6	62.2	<b>72.0</b>
	MATH	14.7	15.2	<b>27.9</b>
	CMath	66.4	67.9	<b>71.7</b>
Chinese	CLUEWSC	66.2	68.2	<b>80.0</b>
	C-Eval	44.7	40.0	<b>60.1</b>
	CMMLU	51.2	49.3	<b>62.5</b>

Table 7 | Performance of DeepSeek-V2-Lite Chat, DeepSeekMoE 16B Chat, and DeepSeek 7B Chat.

## B.2. Performance Evaluation

**Base Model.** We evaluate the performance of DeepSeek-V2-Lite and compare it with our previous small-size base models in Table 6. DeepSeek-V2-Lite exhibits overwhelming performance advantages, especially in reasoning, coding, and math.

**Chat Model.** We evaluate the performance of DeepSeek-V2-Lite Chat and compare it with our previous small-size chat models in Table 7. DeepSeek-V2-Lite also outperforms our previous small-size chat models by a large margin.

## C. Full Formulas of MLA

In order to demonstrate the complete computation process of MLA, we provide its full formulas in the following:

$$\mathbf{c}_t^Q = W^{DQ} \mathbf{h}_t, \quad (37)$$

$$[\mathbf{q}_{t,1}^C; \mathbf{q}_{t,2}^C; \dots; \mathbf{q}_{t,n_h}^C] = \mathbf{q}_t^C = W^{UQ} \mathbf{c}_t^Q, \quad (38)$$

$$[\mathbf{q}_{t,1}^R; \mathbf{q}_{t,2}^R; \dots; \mathbf{q}_{t,n_h}^R] = \mathbf{q}_t^R = \text{RoPE}(W^{QR} \mathbf{c}_t^Q), \quad (39)$$

$$\mathbf{q}_{t,i} = [\mathbf{q}_{t,i}^C; \mathbf{q}_{t,i}^R], \quad (40)$$

$$\boxed{\mathbf{c}_t^{KV}} = W^{DKV} \mathbf{h}_t, \quad (41)$$

$$[\mathbf{k}_{t,1}^C; \mathbf{k}_{t,2}^C; \dots; \mathbf{k}_{t,n_h}^C] = \mathbf{k}_t^C = W^{UK} \mathbf{c}_t^{KV}, \quad (42)$$

$$\boxed{\mathbf{k}_t^R} = \text{RoPE}(W^{KR} \mathbf{h}_t), \quad (43)$$

$$\mathbf{k}_{t,i} = [\mathbf{k}_{t,i}^C; \mathbf{k}_{t,i}^R], \quad (44)$$

$$[\mathbf{v}_{t,1}^C; \mathbf{v}_{t,2}^C; \dots; \mathbf{v}_{t,n_h}^C] = \mathbf{v}_t^C = W^{UV} \mathbf{c}_t^{KV}, \quad (45)$$

$$\mathbf{o}_{t,i} = \sum_{j=1}^t \text{Softmax}_j \left( \frac{\mathbf{q}_{t,i}^T \mathbf{k}_{j,i}}{\sqrt{d_h + d_h^R}} \right) \mathbf{v}_{j,i}^C, \quad (46)$$

$$\mathbf{u}_t = W^O [\mathbf{o}_{t,1}; \mathbf{o}_{t,2}; \dots; \mathbf{o}_{t,n_h}], \quad (47)$$

where the boxed vectors in blue need to be cached for generation. During inference, the naive formula needs to recover  $\mathbf{k}_t^C$  and  $\mathbf{v}_t^C$  from  $\mathbf{c}_t^{KV}$  for attention. Fortunately, due to the associative law of matrix multiplication, we can absorb  $W^{UK}$  into  $W^{UQ}$ , and  $W^{UV}$  into  $W^O$ . Since this optimization is related to only model parameters, it can be completed offline at once. Through this optimization, we avoid the computational overhead for recomputing  $\mathbf{k}_t^C$  and  $\mathbf{v}_t^C$  during inference.

## D. Ablation of Attention Mechanisms

### D.1. Ablation of MHA, GQA, and MQA

We show the evaluation results for 7B dense models with MHA, GQA, and MQA on four hard benchmarks in Table 8. All of these three models are trained on 1.33T tokens, and share the same architecture except for the attention mechanisms. In addition, for a fair comparison, we align the number of parameters of them to around 7B by adjusting the number of layers. From the table, we can find that MHA demonstrates significant advantages over GQA and MQA on these benchmarks.

### D.2. Comparison Between MLA and MHA

In Table 9, we show the evaluation results for MoE models equipped with MLA and MHA, respectively, on four hard benchmarks. For a solid conclusion, we train and evaluate models across two scales. Two small MoE models comprise about 16B total parameters, and we train them on 1.33T tokens. Two large MoE models comprise about 250B total parameters, and we train them on 420B tokens. Also, two small MoE models and two large MoE models respectively share the same architecture except for the attention mechanisms. From the table, we can observe that MLA shows better performance than MHA. More importantly, MLA requires a significantly

Benchmark (Metric)	# Shots	Dense 7B w/ MQA	Dense 7B w/ GQA (8 Groups)	Dense 7B w/ MHA
# Params	-	7.1B	6.9B	6.9B
BBH (EM)	3-shot	33.2	35.6	<b>37.0</b>
MMLU (Acc.)	5-shot	37.9	41.2	<b>45.2</b>
C-Eval (Acc.)	5-shot	30.0	37.7	<b>42.9</b>
CMMLU (Acc.)	5-shot	34.6	38.4	<b>43.5</b>

Table 8 | Comparison among 7B dense models with MHA, GQA, and MQA, respectively. MHA demonstrates significant advantages over GQA and MQA on hard benchmarks.

smaller amount of KV cache (14% for small MoE models and 4% for large MoE models) than MHA.

Benchmark (Metric)	# Shots	Small MoE w/ MHA	Small MoE w/ MLA	Large MoE w/ MHA	Large MoE w/ MLA
# Activated Params	-	2.5B	2.4B	25.0B	21.5B
# Total Params	-	15.8B	15.7B	250.8B	247.4B
KV Cache per Token (# Element)	-	110.6K	15.6K	860.2K	34.6K
BBH (EM)	3-shot	37.9	<b>39.0</b>	46.6	<b>50.7</b>
MMLU (Acc.)	5-shot	48.7	<b>50.0</b>	57.5	<b>59.0</b>
C-Eval (Acc.)	5-shot	<b>51.6</b>	50.9	57.9	<b>59.2</b>
CMMLU (Acc.)	5-shot	52.3	<b>53.4</b>	60.7	<b>62.5</b>

Table 9 | Comparison between MLA and MHA on hard benchmarks. DeepSeek-V2 shows better performance than MHA, but requires a significantly smaller amount of KV cache.

## E. Discussion About Pre-Training Data Debiasing

During pre-training data preparation, we identify and filter out contentious content, such as values influenced by regional cultures, to avoid our model exhibiting unnecessary subjective biases on these controversial topics. Consequently, we observe that DeepSeek-V2 performs slightly worse on the test sets that are closely associated with specific regional cultures. For example, when evaluated on MMLU, although DeepSeek-V2 achieves comparable or superior performance on the majority of testsets compared with its competitors like Mixtral 8x22B, it still lags behind on the Humanity-Moral subset, which is mainly associated with American values.

Further, we conduct a manual analysis on this subset. Three well-educated human annotators conduct independent annotations on 420 moral scenarios from the MMLU Humanity-Moral subset. Then, we compute the agreement among their annotations and the ground-truth label. As shown in Table 10, three human annotators and the ground-truth label exhibit a low agreement with each other. Therefore, we attribute the abnormal performance of DeepSeek-V2 on these value-sensitive test sets to our efforts in debiasing the pre-training corpus.



Agreement	Ground-Truth Label	Annotator 1	Annotator 2	Annotator 3
Ground-Truth Label	100.0%	66.7%	59.8%	42.1%
Annotator 1	66.7%	100.0%	57.9%	69.0%
Annotator 2	59.8%	57.9%	100.0%	65.5%
Annotator 3	42.1%	69.0%	65.5%	100.0%

Table 10 | Three well-educated human annotators conduct independent annotations on 420 moral scenarios from the MMLU Humanity-Moral subset, on which DeepSeek-V2 and its competitive models demonstrate performance inconsistency. Three annotators and the ground-truth label exhibit a low agreement with each other. This indicates that the answers to the Humanity-Moral subset can be contentious according to specific regional cultures.

## F. Additional Evaluations on Math and Code

The evaluation employs the SC-Math6 corpus, which consists of thousands of Chinese math problems. DeepSeek-V2 Chat (RL) outperforms all Chinese LLMs, including both open-source and close-source models.

Model Name	R Level	Comp. Score	Reas. Steps Score	OvrAcc Score
GPT-4-1106-Preview	5	90.71	91.65	89.77
GPT-4	5	88.40	89.10	87.71
DeepSeek-V2 Chat (RL)	5	83.35	85.73	<b>84.54</b>
Ernie-bot 4.0	5	85.60	86.82	84.38
Qwen-110B-Chat	5	83.25	84.93	84.09
GLM-4	5	84.24	85.72	82.77
Xinghuo 3.5	5	83.73	85.37	82.09
Qwen-72B-Chat	4	78.42	80.07	79.25
ChatGLM-Turbo	4	57.70	60.32	55.09
GPT-3.5-Turbo	4	57.05	59.61	54.50
Qwen-14B-Chat	4	53.12	55.99	50.26
ChatGLM3-6B	3	40.90	44.20	37.60
Xinghuo 3.0	3	40.08	45.27	34.89
Baichuan2-13B-Chat	3	39.40	42.63	36.18
Ernie-3.5-turbo	2	25.19	27.70	22.67
Chinese-Alpaca2-13B	2	20.55	22.52	18.58

Table 11 | SC-Math6 Model Reasoning Level. “R Level” stands for Reasoning Level, “Comp. Score” stands for Comprehensive Score, “Reas. Steps Score” stands for Reasoning Steps Score, and “OvrAcc Score” stands for Overall Accuracy Score.

We further share more results in Figure 5 on HumanEval and LiveCodeBench, where the questions of LiveCodeBench are selected from the period between September 1st, 2023, and April 1st, 2024. As shown in the figure, DeepSeek-V2 Chat (RL) demonstrates considerable proficiency in LiveCodeBench, achieving a Pass@1 score that even surpasses some giant models. This performance highlights the strong capability of DeepSeek-V2 Chat (RL) in tackling live coding tasks.

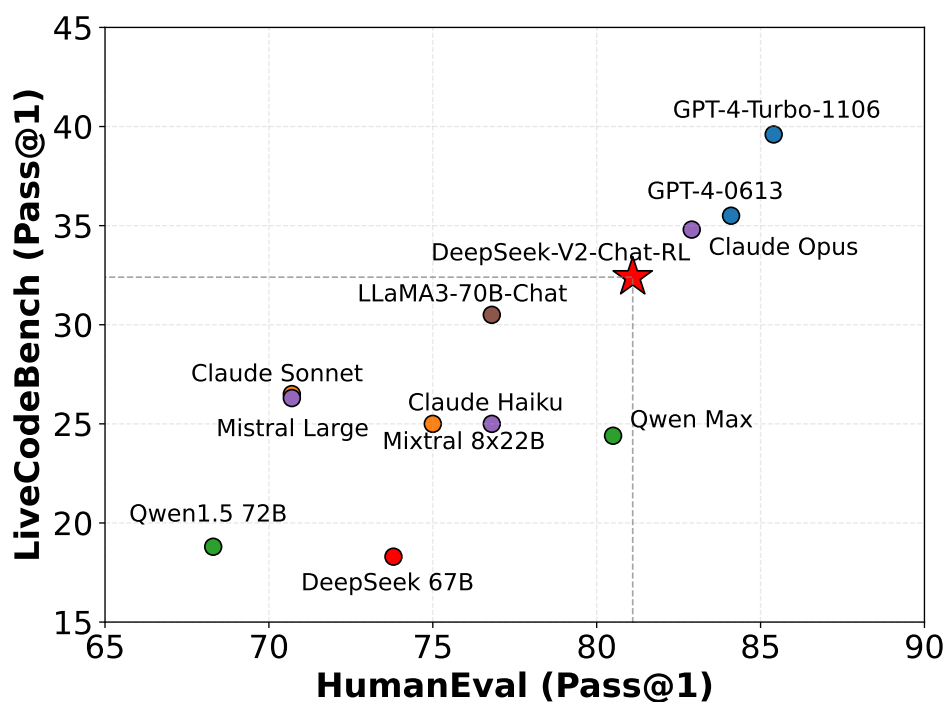


Figure 5 | Evaluation results on HumanEval and LiveCodeBench. The questions of LiveCodeBench are selected from the period between September 1st, 2023 and April 1st, 2024.

## G. Evaluation Formats

We present our evaluation formats for each benchmark in Table 12-37, respectively.

---

### PROMPT

以下是一道中国高考生物选择题，请选择正确的答案。

问题：下列有关高尔基体、线粒体和叶绿体的叙述，正确的是选项：(A)三者都存在于蓝藻中(B)三者都含有DNA (C)三者都是ATP合成的场所(D)三者的膜结构中都含有蛋白质

答案：从A到D, 我们应选择

---

Table 12 | An example of AGIEval.

---

**PROMPT**

Question: A sample in a cylindrical container has a cylindrical shape and a fixed volume. The state of matter of the sample \_

- A. must be solid
- B. could be either solid or liquid
- C. must be liquid
- D. could be either liquid or gas

Answer: B

Question: The speed of sound is generally greatest in \_

- A. solids and lowest in liquids
- B. solids and lowest in gases
- C. gases and lowest in liquids
- D. gases and lowest in solids

Answer: B

Question: When oil and water are mixed together, they form a \_

- A. gas
- B. solid
- C. compound
- D. suspension

Answer: D

Question: A container of liquid water was placed outside during the day when the temperature was 3°C. At night the outside temperature dropped to -2°C. This temperature change most likely caused the water to \_

- A. condense
- B. evaporate
- C. remain a liquid
- D. become a solid

Answer:

---

Table 13 | An example of ARC.

---

**PROMPT**

Evaluate the result of a random Boolean expression.

Q:  $\text{not} ( ( \text{not not True} ) )$  is

A: Let's think step by step.

Remember that (i) expressions inside brackets are always evaluated first and that (ii) the order of operations from highest priority to lowest priority is "not", "and", "or", respectively. We first simplify this expression "Z" as follows:  $Z = \text{not} ( ( \text{not not True} ) ) = \text{not} ( ( A ) )$  where  $A = \text{not not True}$ . Let's evaluate A:  $A = \text{not not True} = \text{not} ( \text{not True} ) = \text{not False} = \text{True}$ . Plugging in A, we get:  $Z = \text{not} ( ( A ) ) = \text{not} ( ( \text{True} ) ) = \text{not True} = \text{False}$ . So the answer is False.

Q: True and False and not True and True is

A: Let's think step by step.

Remember that (i) expressions inside brackets are always evaluated first and that (ii) the order of operations from highest priority to lowest priority is "not", "and", "or", respectively. We first simplify this expression "Z" as follows:  $Z = \text{True and False and not True and True} = A \text{ and } B$  where  $A = \text{True and False}$  and  $B = \text{not True and True}$ . Let's evaluate A:  $A = \text{True and False} = \text{False}$ . Let's evaluate B:  $B = \text{not True and True} = \text{not} ( \text{True and True} ) = \text{not} ( \text{True} ) = \text{False}$ . Plugging in A and B, we get:  $Z = A \text{ and } B = \text{False and False} = \text{False}$ . So the answer is False.

Q:  $\text{not not} ( \text{not} ( \text{False} ) )$  is

A: Let's think step by step.

Remember that (i) expressions inside brackets are always evaluated first and that (ii) the order of operations from highest priority to lowest priority is "not", "and", "or", respectively. We first simplify this expression "Z" as follows:  $Z = \text{not not} ( \text{not} ( \text{False} ) ) = \text{not not} ( A )$  where  $A = \text{not} ( \text{False} )$ . Let's evaluate A:  $A = \text{not} ( \text{False} ) = \text{not False} = \text{True}$ . Plugging in A, we get:  $Z = \text{not not} ( A ) = \text{not not} ( \text{True} ) = \text{not not False} = \text{True}$ . So the answer is True.

Q: False and False and False or not False is

A: Let's think step by step.

---

Table 14 | An example of BBH.

---

**PROMPT**

以下是中国关于教育学考试的单项选择题，请选出其中的正确答案。

根据我国心理学家冯忠良教授的学习分类，培养学生品德要通过\_\_\_\_\_。

- A. 知识的学习
- B. 技能的学习
- C. 行为规范的学习
- D. 态度的学习

答案: C

开设跨学科课程或建立跨学科专业体现了高等教育课程发展的\_\_\_\_\_。

- A. 综合化趋势
- B. 多样化趋势
- C. 人文化趋势
- D. 科学化趋势

答案: A

心智技能的特点有\_\_\_\_\_。

- A. 物质性、外显性、简缩性
- B. 观念性、内潜性、简缩性
- C. 物质性、外显性、展开性
- D. 观念性、内潜性、展开性

答案: B

下列关于大学生的情绪与理智关系的说法中正确的是\_\_\_\_\_。

- A. 能冷静控制自己情绪
- B. 感情用事，难以用理智控制情绪
- C. 遇事能坚持自己正确认识
- D. 已发展到不为小事而发怒和呕气

答案: B

在学完一篇逻辑结构严密的课文以后，勾画出课文的论点论据的逻辑关系图以帮助理解和记忆。这种学习方法属于\_\_\_\_\_。

- A. 精细加工策略
- B. 组织策略
- C. 复述策略
- D. 做笔记策略

答案: B

有学者强调，教育要根据一个民族固有的特征来定，这种观点体现了\_\_\_\_\_

- A. 生产力对教育的影响和制约
- B. 政治制度对教育的影响和制约
- C. 文化对教育的影响和制约
- D. 经济制度对教育的影响和制约

答案:

---

**OPTIONS**

- A
  - B
  - C
  - D
- 

Table 15 | An example of C-Eval.

---

**PROMPT**

女：这些药怎么吃？

男：一天三次，一次两片。

请根据上文回答问题：

他们在哪儿？

答案：

---

**OPTIONS**

- 商店
  - 饭店
  - 医院
  - 教室
- 

Table 16 | An example of C3.

---

**PROMPT**

以下是将某句古诗文翻译而成的现代表述：春天已至，万物复苏，春风如一位美丽而又心灵手巧的姑娘，迈着纤纤细步款款而来，她挥舞剪刀，尽情地展示那高超的女工技巧，她先裁出了柳叶，随着柳条袅袅依依地舞蹈，又裁出杏叶，桃叶。

该翻译所对应的古诗文是：

---

**OPTIONS**

- 春风骋巧如剪刀
  - 剪裁无巧似春风
  - 风吹怨恨快如刀
  - 春风欲擅秋风巧
- 

Table 17 | An example of CCPM.

---

**PROMPT**

Q: 某小学在“献爱心-为汶川地震区捐款”活动中，六年级五个班共捐款8000元，其中一班捐款1500元，二班比一班多捐款200元，三班捐款1600元，四班与五班捐款数之比是3: 5。四班捐款多少元？

A: 一班捐款1500元，而二班比一班多捐200元，所以二班捐款 $1500+200=1700$ 元，又知道六年级五个班一共捐款8000元，所以四班和五班捐款之和=一共捐款-一班和二班和三班捐款之和，即 $8000-1500-1700-1600=3200$ 元，而题目说四班与五班捐款数之比是3: 5，则四班捐款了 $3200/(3+5)*3=1200$ 元。所以答案是: 1200。

Q: 小俊在东西大道上跑步，若规定向东为正。他先向东跑了800米，然后又跑了一段之后，他位于出发点西边100米处，小俊第二段跑了多少米？

A: 小俊第二段跑完后位于出发点西边，所以第二段应该是向西跑，第二段跑的长度-第一段跑的长度=100，第二段跑了 $100+800=900$ 米。所以答案是: 900。

Q: A车和B车同时从甲、乙两地相向开出，经过5小时相遇。然后，它们又各自按原速原方向继续行驶3小时，这时A车离乙地还有135千米，B车离甲地还有165千米。甲、乙两地相距多少千米？

A: 假设A车的速度为x千米每小时，B车的速度为y千米每小时，根据而A、B相遇时A车行驶了5小时，A车行驶3小时后离乙地还有135千米，B车行驶3小时后距离甲地还有165千米，可以得到甲乙两地相距 $=5x+5y=135+8x=165+8y$ ，变换得到:  $10(x+y)=300+8(x+y)$ ，于是 $x+y=150$ ，甲乙两地相距 $5(x+y)=750$ 千米。所以答案是: 750。

Q: 在一个底面半径为10厘米的圆柱形容器内，倒入10厘米深的水，然后将一个底面直径4厘米，高6厘米的圆锥形铅锤放入水中，容器中水面上升多少厘米？

A:

---

Table 18 | An example of CMATH.

---

**PROMPT**

以下是关于解剖学的单项选择题，请直接给出正确答案的选项。

题目：壁胸膜的分部不包括

- A. 肋胸膜
- B. 肺胸膜
- C. 膈胸膜
- D. 胸膜顶

答案是：B

题目：属于蝶骨上的结构为

- A. 垂体窝
- B. 棘孔
- C. 破裂孔
- D. 视神经管

答案是：B

题目：属于右心房的结构是

- A. 肉柱
- B. 室上嵴
- C. 乳头肌
- D. 梳状肌

答案是：D

题目：咽的分部

- A. 咽隐窝
- B. 口咽部
- C. 鼻咽部
- D. 喉咽部

答案是：C

题目：舌下神经核位于

- A. 间脑
- B. 延髓
- C. 中脑
- D. 脑桥

答案是：B

题目：从脑干背侧出脑的脑神经是

- A. 副神经
- B. 三叉神经
- C. 舌下神经
- D. 滑车神经

答案是：

---

**OPTIONS**

- A
  - B
  - C
  - D
- 

Table 19 | An example of CMMLU.



---

**PROMPT**

文章：英雄广场（Heldenplatz）是奥地利首都维也纳的一个广场。在此曾发生许多重要事件—最著名的是1938年希特勒在此宣告德奥合并。英雄广场是霍夫堡皇宫的外部广场，兴建于皇帝弗朗茨·约瑟夫一世统治时期，是没有完全建成的所谓“帝国广场”（Kaiserforum）的一部分。其东北部是霍夫堡皇宫的Leopoldinian Tract，东南方是新霍夫堡，西南方的内环路，将其与“城门外”（Äußeres Burgtor）隔开。西北部没有任何建筑物，可以很好地眺望内环路、国会大厦、市政厅，以及城堡剧院。广场上有2尊军事领袖的骑马像：欧根亲王和卡尔大公。

根据上文回答下面的问题。

问题：英雄广场是哪个皇宫的外部广场？

答案：霍夫堡皇宫

问题：广场上有哪两位军事领袖的骑马像？

答案：

---

Table 20 | An example of CMRC2018.

---

**PROMPT**

Passage: The median age in the city was 22.1 years. 10.1% of residents were under the age of 18; 56.2% were between the ages of 18 and 24; 16.1% were from 25 to 44; 10.5% were from 45 to 64; and 7% were 65 years of age or older. The gender makeup of the city was 64.3% male and 35.7% female.

Answer the following questions based on the above passage, please calculate carefully if calculation is necessary.

Q: How many percent were not from 25 to 44?

A: The answer type is number. So according to above Passage, the answer is 83.9.

Q: How many in percent weren't 25 to 44?

A: The answer type is number. So according to above Passage, the answer is

---

Table 21 | An example of DROP.

---

**PROMPT**

中新网12月7日电综合外媒6日报道,在美国得克萨斯州,负责治疗新冠肺炎患者的医生约瑟夫·瓦隆(Joseph Varon)已连续上班超260天,每天只睡不超过2小时。瓦隆日前接受采访时呼吁,美国民众应遵从防疫规定,一线的医护人员“已

**OPTIONS**

- 神清气爽”。
  - 诡计多端”。
  - 精疲力竭”。
  - 分工合作”。
  - 寅吃卯粮”。
  - 土豪劣绅”。
  - 芸芸众生”。
- 

Table 22 | An example of CHID.

---

**PROMPT**

胡雪岩离船登岸，坐轿进城，等王有龄到家，他接着也到了他那里，脸上是掩抑不住的笑容，王有龄夫妇都觉得奇怪，问他什么事这么高兴。

上面的句子中的"他"指的是  
胡雪岩

渐渐地，汤中凝结出一团团块状物，将它们捞起放进盆里冷却，肥皂便出现在世上了。

上面的句子中的"它们"指的是  
块状物

“她序上明明引着JulesTellier的比喻，说有个生脱发病的人去理发，那剃头的对他说不用剪发，等不了几天，头毛压儿全掉光了；大部分现代文学也同样的不值批评。这比喻还算俏皮。”

上面的句子中的"他"指的是  
生脱发病的人

在洛伦佐大街的尽头处，矗立着著名的圣三一大教堂。它有着巨大的穹顶，还有明亮的彩色玻璃窗，上面描绘着《旧约》和《新约》的场景。

上面的句子中的"它"指的是  
圣三一大教堂

他伯父还有许多女弟子，大半是富商财主的外室；这些财翁白天忙着赚钱，怕小公馆里的情妇长日无聊，要不安分，常常叫她们学点玩艺儿消遣。

上面的句子中的"她们"指的是  
情妇

赵雨又拿出了一个杯子，我们热情地请老王入座，我边给他倒酒边问：1962年的哪次记得吗？“

上面的句子中的"他"指的是

---

Table 23 | An example of CLUEWSC.

---

**PROMPT**

Q: Max can mow the lawn in 40 minutes. If it takes him twice that long to fertilize the lawn, how long will it take him to both mow and fertilize the lawn?

A: Let's think step by step. It takes Max  $2 * 40$  minutes = 80 minutes to fertilize the lawn. In total, Max takes 80 minutes + 40 minutes = 120 minutes to both mow and fertilize the lawn. The answer is 120.

Q: The bagels cost \$2.25 each, or a dozen for \$24. How much is saved, per bagel, in cents, by buying a dozen at a time?

A: Let's think step by step. They cost  $2.25 * 100 = 225$  cents each. At the bulk rate, they are  $24 / 12 = 2$  dollar each. They cost  $2 * 100 = 200$  cents each.  $225 - 200 = 25$  cents are saved per bagel. The answer is 25.

Q: Tim is 5 years old. His cousin, Rommel, is thrice as old as he is. His other cousin, Jenny, is 2 years older than Rommel. How many years younger is Tim than Jenny?

A: Let's think step by step. Rommel is  $5 * 3 = 15$  years old. Jenny is  $15 + 2 = 17$  years old. So, Tim is  $17 - 5 = 12$  years younger than Jenny. The answer is 12.

Q: The school has 14 boys and 10 girls. If 4 boys and 3 girls drop out, how many boys and girls are left?

A: Let's think step by step. There are 14 boys - 4 boys = 10 boys left. There are 10 girls - 3 girls = 7 girls left. In total there are 10 boys + 7 girls = 17 boys and girls left. The answer is 17.

Q: Building one birdhouse requires 7 planks and 20 nails. If 1 nail costs 0.05, and one plank costs 3, what is the cost, in dollars, to build 4 birdhouses?

A: Let's think step by step. The cost of the planks for one birdhouse is  $7 * 3 = 21$ . And the nails are a cost of  $20 * 0.05 = 1$  for each birdhouse. So to build one birdhouse one will need  $21 + 1 = 22$ . So the cost of building 4 birdhouses is at  $4 * 22 = 88$ . The answer is 88.

Q: Danny brings 3 watermelons to his family picnic. He cuts each watermelon into 10 slices. His sister brings 1 watermelon to the family picnic, and she cuts the watermelon into 15 slices. How many watermelon slices are there in total at the picnic?

A: Let's think step by step. From Danny, there are  $3 * 10 = 30$  watermelon slices. From his sister, there are  $1 * 15 = 15$  watermelon slices. There are a total of  $30 + 15 = 45$  watermelon slices. The answer is 45.

Q: Angela is a bike messenger in New York. She needs to deliver 8 times as many packages as meals. If she needs to deliver 27 meals and packages combined, how many meals does she deliver?

A: Let's think step by step. Let  $p$  be the number of packages Angela delivers and  $m$  be the number of meals. We know that  $p + m = 27$  and  $p = 8m$ . Substituting the second equation into the first equation, we get  $8m + m = 27$ . Combining like terms, we get  $9m = 27$ . Dividing both sides by 9, we get  $m = 3$ . The answer is 3.

Q: Cori is 3 years old today. In 5 years, she will be one-third the age of her aunt. How old is her aunt today?

A: Let's think step by step. In 5 years, Cori will be  $3 + 5 = 8$  years old. In 5 years, Cori's aunt will be  $8 * 3 = 24$  years old. Today, her aunt is  $24 - 5 = 19$  years old. The answer is 19.

Q: Indras has 6 letters in her name. Her sister's name has 4 more letters than half of the letters in Indras' name. How many letters are in Indras and her sister's names?

A: Let's think step by step.

---

**PROMPT**

Playing piano: A man is seated at a piano. He

---

**OPTIONS**

- is playing the piano with his hands and his face.
  - begins to play a song by timbaland on the piano.
  - plays slowly, and pauses to snap his fingers.
  - is playing a song in front of him.
- 

Table 25 | An example of HellaSwag.

---

**PROMPT**

```
def starts_one_ends(n):
```

```
    """
```

Given a positive integer n, return the count of the numbers of n-digit positive integers that start or end with 1.

```
    """
```

---

Table 26 | An example of HumanEval.

---

**PROMPT**

Problem:

Find the domain of the expression  $\frac{\sqrt{x-2}}{\sqrt{5-x}}$ .

Solution:

The expressions inside each square root must be non-negative.

Therefore,  $x-2 \geq 0$ , so  $x \geq 2$ , and  $5-x \geq 0$ , so  $x \leq 5$ .

Also, the denominator cannot be equal to zero, so  $5-x > 0$ , which gives  $x < 5$ .

Therefore, the domain of the expression is  $\boxed{[2,5)}$ .

Final Answer: The final answer is  $[2,5)$ . I hope it is correct.

Problem:

If  $\det \mathbf{A} = 2$  and  $\det \mathbf{B} = 12$ , then find  $\det (\mathbf{A} \mathbf{B})$ .

Solution:

We have that  $\det (\mathbf{A} \mathbf{B}) = (\det \mathbf{A})(\det \mathbf{B}) = (2)(12) = \boxed{24}$ .

Final Answer: The final answer is  $24$ . I hope it is correct.

Problem:

Terrell usually lifts two 20-pound weights 12 times. If he uses two 15-pound weights instead, how many times must Terrell lift them in order to lift the same total weight?

Solution:

If Terrell lifts two 20-pound weights 12 times, he lifts a total of  $2 \cdot 12 \cdot 20 = 480$  pounds of weight. If he lifts two 15-pound weights instead for  $n$  times, he will lift a total of  $2 \cdot 15 \cdot n = 30n$  pounds of weight.

Equating this to 480 pounds, we can solve for  $n$ :

$$30n = 480$$

$$\rightarrow n = 480/30 = \boxed{16}$$

Final Answer: The final answer is  $16$ . I hope it is correct.

Problem:

If the system of equations

$$\begin{aligned} 6x - 4y &= a \\ 6y - 9x &= b \end{aligned}$$

$$6y - 9x = b$$

$$6y - 9x = b$$

has a solution  $(x, y)$  where  $x$  and  $y$  are both nonzero, find  $\frac{a}{b}$ , assuming  $b$  is nonzero.

Solution:

If we multiply the first equation by  $-\frac{3}{2}$ , we obtain

$$-9x + 6y = -\frac{3}{2}a$$

Since we also know that  $6y - 9x = b$ , we have

$$-\frac{3}{2}a = b \rightarrow \frac{a}{b} = \boxed{-\frac{2}{3}}$$

Final Answer: The final answer is  $-\frac{2}{3}$ . I hope it is correct.

Problem: Evaluate  $\log_2 21$ .

Solution:

---

---

**PROMPT**

You are an expert Python programmer, and here is your task: Write a function to find the similar elements from the given two tuple lists. Your code should pass these tests:

```
assert similar_elements((3, 4, 5, 6),(5, 7, 4, 10)) == (4, 5)
assert similar_elements((1, 2, 3, 4),(5, 4, 3, 7)) == (3, 4)
assert similar_elements((11, 12, 14, 13),(17, 15, 14, 13)) == (13, 14)
[BEGIN]
def similar_elements(test_tup1, test_tup2):
    res = tuple(set(test_tup1) & set(test_tup2))
    return (res)
[DONE]
```

You are an expert Python programmer, and here is your task: Write a python function to identify non-prime numbers. Your code should pass these tests:

```
assert is_not_prime(2) == False
assert is_not_prime(10) == True
assert is_not_prime(35) == True
[BEGIN]
import math
def is_not_prime(n):
    result = False
    for i in range(2,int(math.sqrt(n)) + 1):
        if n % i == 0:
            result = True
    return result
[DONE]
```

You are an expert Python programmer, and here is your task: Write a function to find the largest integers from a given list of numbers using heap queue algorithm. Your code should pass these tests:

```
assert heap_queue_largest( [25, 35, 22, 85, 14, 65, 75, 22, 58],3)==[85, 75, 65]
assert heap_queue_largest( [25, 35, 22, 85, 14, 65, 75, 22, 58],2)==[85, 75]
assert heap_queue_largest( [25, 35, 22, 85, 14, 65, 75, 22, 58],5)==[85, 75, 65, 58, 35]
[BEGIN]
import heapq as hq
def heap_queue_largest(nums,n):
    largest_nums = hq.nlargest(n, nums)
    return largest_nums
[DONE]
```

You are an expert Python programmer, and here is your task: Write a function to return the sum of all divisors of a number. Your code should pass these tests:

```
assert sum_div(8)==7
assert sum_div(12)==16
assert sum_div(7)==1
[BEGIN]
```

---

Table 28 | An example of MBPP.

---

**PROMPT**

The following are multiple choice questions (with answers) about miscellaneous.

How many axles does a standard automobile have?

- A. one
- B. two
- C. four
- D. eight

Answer: B

What place is named in the title of the 1979 live album by rock legends Cheap Trick?

- A. Budapest
- B. Budokan
- C. Bhutan
- D. Britain

Answer: B

Who is the shortest man to ever win an NBA slam dunk competition?

- A. Anthony 'Spud' Webb
- B. Michael 'Air' Jordan
- C. Tyrone 'Muggsy' Bogues
- D. Julius 'Dr J' Erving

Answer: A

What is produced during photosynthesis?

- A. hydrogen
- B. nylon
- C. oxygen
- D. light

Answer: C

Which of these songs was a Top 10 hit for the rock band The Police?

- A. 'Radio Ga-Ga'
- B. 'Ob-la-di Ob-la-da'
- C. 'De Do Do De Da Da Da'
- D. 'In-a-Gadda-Da-Vida'

Answer: C

Which of the Three Stooges was not related to the others?

- A. Moe
- B. Larry
- C. Curly
- D. Shemp

Answer:

---

**OPTIONS**

- A
  - B
  - C
  - D
- 

Table 29 | An example of MMLU.

---

**PROMPT**

Answer these questions:

Q: Who is hosting the fifa world cup in 2022?

A: Qatar

Q: Who won the first women 's fifa world cup?

A: United States

Q: When did miami vice go off the air?

A: 1989

Q: Who wrote the song shout to the lord?

A: Darlene Zschech

Q: Who was thrown in the lion 's den?

A: Daniel

Q: What is the meaning of the name habib?

A:

---

Table 30 | An example of NaturalQuestions.

---

**PROMPT**

A woman notices that she is depressed every autumn, and wonders why. A friend suggests to her that perhaps certain changes that take place as seasons move from warm to cold may be having an effect on her. When pressed for an example of these changes, the friend cites

---

**OPTIONS**

- flowers blooming
  - grass turning brown
  - trees growing
  - blossoms blooming
- 

Table 31 | An example of OpenBookQA.

---

**PROMPT**

To make it easier to push the reset button of the garbage disposable machine which is located underneath the machine,

---

**OPTIONS**

- place a wall mirror on the floor of the cabinet
  - hold a hand mirror under the garbage disposable machine
- 

Table 32 | An example of PIQA.



---

**PROMPT**

Article:

When you read an article you will understand and remember it better if you can work out how the writer has put the ideas together. Sometimes a writer puts ideas together by asking questions and then answering them. For example, if the article is about groundhogs, the set of questions in the writer's head might be:

What does a groundhog look like?

Where do groundhogs live?

What do they eat?...

In the article, the author might answer those questions.

Sometimes an author writes out her questions in the article. These questions give you signals. They tell you what the author is going to write next. Often an author has a question in her head but she doesn't write it out for you. You have to work out her question for yourself. Here's a sample reading for you to practice this method.

Earthworms

Do you know how many kinds of earthworms there are? There are about 1800 kinds in the world! They can be brown, purple, green. They can be as small as 3 cm long and as large as 3 m long.

The best time to see earthworms is at night, especially a cool, damp night. That's when they come up from their burrows to hunt for food. Earthworms don't like to be in the sun. That's because they breathe through their skin, and they can't breathe if their skin gets too dry. Earthworms must come out of the earth if it rains a lot, because they can't breathe in their flooded burrows. What a dangerous life!

Earthworms don't have eyes, so how can they tell when it's dark? They have special places on their skin that are sensitive to light. These spots tell whether it's light or dark. If you shine a flashlight on an earthworm at night, it will quickly disappear into the ground.

Earthworms don't have ears either, but they can hear by feeling movements in the earth. If you want to hear like an earthworm, lie on the ground with your fingers in your ears. Then have a friend stamp his or her feet near you. This is how earthworms feel birds and people walking, and moles digging, near them. Earthworms are useful. Farmers and gardeners like having lots of earthworms in their land because the worms help to make better soil when they dig. That digging keeps the soil loose and airy. In one year earthworms can pile up as much as 23,000 kg of castings in an area about the size of a football field.

Q: What's the purpose of reading Earthworms?

A: To put the writer's idea into real use.

Q: Which question CANNOT be answered in the passage?

A: Why can human listen like earthworms?

Q: How can you understand Earthworms better according to this passage?

A: Read to work out all the questions in the writer's head while reading.

Q: What's the best title for the passage?

A:

---

**OPTIONS**

- One way to help with understanding
  - One way to practice with a new idea
  - One way to learn to be a wise writer<sup>49</sup>
  - One way to be clearer about worms
-

---

**PROMPT**

Answer these questions:

Q: A Jayhawker was a term applied to anti-slavery militant bands from a certain US state that clashed with pro-slavery factions from Missouri. Which state is this, sometimes referred to as the Jayhawk State?

A: Kans.

Q: Which Swedish DJ and record producer had a UK Number One single in 2013 with 'Wake Me Up'?

A: Tim Bergling

Q: Who is the MP for Sheffield Hallam?

A: Nick clegg

Q: A case that riveted the nation, the case of The State of Tennessee v. John Thomas Scopes concluded on July 21, 1925, with the jury finding Mr. Scopes guilty of teaching what?

A: Survival of species

Q: What cartoon series featured a character called Little My?

A: Muumi

Q: "What English model, with her short-haired androgynous look, born Lesley Hornby, was discovered in 1966 by Nigel Davies when she was 16 and weighed 6 stone (41 kg, 91 lbs), and became ""The Face of '66"" with her high fashion mod look created by Mary Quant?"

A:

---

Table 34 | An example of TriviaQA.

---

**PREFIXES**

- So Monica

- So Jessica

---

**COMPLETION**

avoids eating carrots for their eye health because Emily needs good eyesight while Monica doesn't.

---

Table 35 | An example of WinoGrande. Note that there are multiple prefixes and only one completion for WinoGrande, and we choose the predicted prefix with the lowest perplexity of the completion.

---

**Prompt**

You will be given a function  $f$  and an output in the form  $f(??) == \text{output}$ . Find any input such that executing  $f$  on the input leads to the given output. There may be multiple answers, but you should only output one. In `[ANSWER]` and `[/ANSWER]` tags, complete the assertion with one such input that will produce the output when executing the function.

```
[PYTHON]
def f(my_list):
    count = 0
    for i in my_list:
        if len(i) % 2 == 0:
            count += 1
    return count
assert f(??) == 3
[/PYTHON]
[ANSWER]
assert f(["mq", "px", "zy"]) == 3
[/ANSWER]
```

```
[PYTHON]
def f(s1, s2):
    return s1 + s2
assert f(??) == "banana"
[/PYTHON]
[ANSWER]
assert f("ba", "nana") == "banana"
[/ANSWER]
```

```
[PYTHON]
def f(a, b, c):
    result = {}
    for d in a, b, c:
        result.update(dict.fromkeys(d))
    return result
assert f(??) == {1: None, 2: None}
[/PYTHON]
[ANSWER]
```

---

Table 36 | An example of CRUXEval-I.

---

**Prompt**

You are given a Python function and an assertion containing an input to the function. Complete the assertion with a literal (no unsimplified expressions, no function calls) containing the output when executing the provided code on the given input, even if the function is incorrect or incomplete. Do NOT output any extra information. Provide the full assertion with the correct output in [ANSWER] and [/ANSWER] tags, following the examples.

```
[PYTHON]
def f(n):
    return n
assert f(17) == ??
[/PYTHON]
[ANSWER]
assert f(17) == 17
[/ANSWER]
```

```
[PYTHON]
def f(s):
    return s + "a"
assert f("x9j") == ??
[/PYTHON]
[ANSWER]
assert f("x9j") == "x9ja"
[/ANSWER]
```

```
[PYTHON]
def f(nums):
    output = []
    for n in nums:
        output.append((nums.count(n), n))
    output.sort(reverse=True)
    return output
assert f([1, 1, 3, 1, 3, 1]) == ??
[/PYTHON]
[ANSWER]
```

---

Table 37 | An example of CRUXEval-O.